


Patchwork Press

Heber Valley Quilters

October 2004
Volume 6, Issue 10

Inside this issue:

Oct. Guild Meeting	1
Calendar	1
Last month review	1
A Look Ahead	1
Queen Bee	2
Machine quilting tips	2
Friendship Block	2
Oct. Row Quilt	3
A Look Ahead	3
Organization	4
The Calico Road	4



Calendar:

Oct. guild mtg.
Tues. Oct. 26th
@ 7:00 p.m.
**(PLEASE NOTE
THE DATE
CHANGE TO
TUESDAY
NIGHT)!**
Quilting Bee at
Brenda Wilcox's

See you there!

October Guild Meeting Tuesday, Oct. 26th

Quilting Bee at Brenda Wilcox's home 7:00 p.m.

849 E. 110 N. Heber

***We will be meeting for an old-fashioned quilting bee at Brenda's home - (thanks Brenda!)

***For those on the new 2005 guild board, please come at 6:30.

We will be having a meeting regarding the 2005 quilting year!

Hope to see you all there!

In review...September's Guild meeting was a fun-filled and exciting evening. Amy Pierson was in town for a quilt retreat, and brought several examples of watercolor quilts to show and tell, as well as her newest addition, her baby Mckenna. Shantelle Cox prepared kits and gave some wonderful hints and tips for laying out watercolor patterns on a grid. We ran out of time to actually cut and layout our own samplers, but left the meeting motivated and excited about beginning our projects. A GIANT thank you to Shantelle in providing this informative lesson, especially considering the fact that she had had surgery on her appendix less than a week before!!! Also, congratulations on her new assignment as a Utah Quilt Guild Regional Rep. What a gal!


Business Meeting Review...

During our meeting, the amended Guild Bylaws were approved and passed, and the new officers for next year's board were nominated and elected. Here is a list:

President:	Kari Giacalone	Door Prize/Birthday Coordinator:	Julie McNaughtan
Vice Pres:	Michelle Blair	Communication:	Sheryl Wood
Secretary:	Barbara Murdock		Chris Watt
Treasurer:	Jeannine Pratt	Charity Quilt:	Joan DeFriez
Historian:	Deonn Stott		Brenda Wilcox
Newsletter			Tricia Mathis
Layout:	Claudia Daniels	Friendship Grp:	Cat Beckstead
Editor:	Deonn Stott	Design Challenge:	Shantelle Cox
Newsletter prod:	Michele Murdock		

Queen Bee - Sheryl Wood

We enjoyed learning more about Sheryl and seeing some of her cute quilts. Her spotlight information will be included in next month's newsletter.



Machine Quilting Tidbits..

Deonn found a great deal on a machine quilting class at Thimbles & Threads in Centerville. They will teach you how to use their long arm quilter - the class is taught on Saturdays. The cost for becoming certified is \$50.00. Once certified, you are able to schedule time to quilt on their machine for \$17.00 per hour. Sounds like fun! Talk to Deonn if you have any questions...


Also, there is a website that sells quilting frames to use on your own machine at home. They are the most economical way I've seen to be able to machine quilt with frames - I don't know anyone who's tried them - I saw them on the Fons and Porter quilting show. They look pretty neat!

www.flynnquilt.com

Check out our quilt guild's new web site...it's great - find member info - past guild history/pictures and much much more! www.hebervalleyquilters.iwarp.com

Friendship Block Schedule

March	Joan DeFriez	August	Julie McNaughtan
April	Celeni Richins	September	Jeannine Pratt
May	Sheryl Wood	October	Claudia Daniels
June	Michele Murdock	November	Shantelle Cox
July	Tricia Mathis	December	Deonn Stott



November Quilt Camp and Luncheon[™]

Our Quilt Camp and Luncheon will be held from 9:00 am to 4:00 pm on Sat. Nov 6th at the AMBank Conference Room. If you will be attending, but have not signed up to bring a food item, please contact Deonn @ 503-0484 - cell. This will be a fun day to quilt, chat with friends, eat, and quilt some more. You may bring any projects you would like to work on. It should be a wonderful day...we hope to see all of you there!

Row Quilt Block

The last row quilt block pattern will be in next month's newsletter. It will be the final block. This month, we have included the instructions to do Vine applique which is used on one of the rows. Look up the picture of the finished quilt on our website.
www.heberValleyquilters.iwarp.com

Vine Applique Lesson

Fold a 1" bias strip of fabric around a piece of cording, right sides together. Stitch lengthwise, not too close to the cording, securing the cord at the top, and flaring out the end. (The bigger the flare, the easier it is to turn.) Nylon cording (found at Timberline) works best. Lick your fingers to pull the cord inside out. For a 3-D look, your cording measurement should be at least twice the length of fabric used, and begin sewing in the middle of the cord. Or simply snip the end and pull out the cord, then press flat with the seam lined up in the center of the back side. Thicker cording may be used - just increase the width of your fabric. Using a bias cut of fabric will allow smoother curves as you hand- or machine-applique. Then applique various flowers and leaves around your beautiful vine

A look Ahead:**Christmas Party and Ornament Exchange...**

Stapled to your newsletter is a pattern and a picture of a paper pieced ornament block. Please make 2 of this block. Refer to the picture for fabric placement. One block is to be made for the Childrens Justice Center Christmas tree and the other for our guild ornament exchange. If you would rather make a different ornament for our exchange, feel free to...this is just an idea.

2005 Utah Guild Annual Meeting...

Sept. 20-24th in St. George. Start planning now for a little get-a-way that is sure to be a lot of fun!!!

Heber Valley Quilters

PATCHWORK PRESS
PO Box 608
Heber City, UT 84032

Editor: Michelle Blair
Phone: 654-7128
Email: union1993@msn.com

Michelle Blair
930 E 170 N
Heber, UT 84032

Just one block at a time...

Organization

President:

Deonn Stott

Vice President:

Kari Giacalone

Secretary/Treasurer:

Cat Beckstead

Newsletter/Historian:

Michelle Blair

Community Charities:

Michele Murdock

Amy Pierson

Communication/Queen Bee

Coordinator:

Joan Defriez

Door Prize/Birthday

Coordinator:

Barbara Murdock

Building Coordinator:

Julie McNaughtan

Friendship Block Swap

Coordinator:

Cat Beckstead

Design Challenge:

Shantelle Cox

The Galico Road

I attended the Gone to Pieces Quilters "Quilt Show in the Barn" on October 9, in Salt Lake. It was definitely a must see. The three story barn was incredible, along with at least 100 beautiful quilts made by this group. I saw a little of the lady's 15 acre yard and walked the almost mile back to my car so that I could see the houses along the way. Put this on your must see list when they have it again in two years.

Michele Murdock, her mom and I attended annual meeting on Friday only. We saw some beautiful quilts, made by some very talented people. The vendors did a good job with all of the items they had for sale. Many people went to a lot of work in putting on this meeting, including our own Shantelle Cox. We sat with Shantelle and Cat during the luncheon and listened to Sally Gollins tell us that twenty years ago she didn't know one thing about sewing or quilting, took a class, got hooked and now she has made some of the most incredible miniature quilts that I have ever seen.

I won't be here for the Nov. 6 meeting as that is the day I come home from a week in Houston at the International Quilt Festival. If I get home early enough, I will stop by to see if you are still busy sewing. I am hoping to buy more cutting mats (18 x 24) for \$5.00 like I did last year. If you would like one, or anything else, please let me know by Oct. 31st.