

# Patchwork Press

Heber Valley Quilters

September 2004  
Volume 6, Issue 9


## Inside this issue:

Sept. Guild Meeting	1
Calendar	1
Last month review	1
A Look Ahead	1
Queen Bee	2
Lose Weight Quilting	2
Friendship Block	2
Sept. Row Quilt	3
Charity Corner	3
Organization	4
The Calico Road	4

## September Guild Meeting *Thursday, September 23<sup>rd</sup>*

### Watercolor Quilt Workshop-by Shantelle Cox

Please bring your rotary blade, mat and ruler, as well as an iron and pressing board or towel. If you did not pre-order a kit, Shantelle has nine extra kits available and you may purchase one that evening for \$15. \*As a special treat, there will also be a Mystery Guest Watercolor Quilt Trunk Show/Reunion before the demonstration. (Can't wait!) Be sure to attend! See you all there!



## Calendar:

Sept. guild mtg.  
Thurs. Sept. 23rd  
@ 7:00 p.m.  
(PLEASE NOTE  
THE DATE  
CHANGE TO  
THURSDAY  
NIGHT!)  
Watercolor Quilts  
by Shantelle Cox.

See you there!

## Last month in Review

A huge THANK YOU! To Michelle Blair for her wonderful demonstration and tips on machine quilting at home. With nearly perfect attendance, plus a couple of enthused new members and guests, we all were so thrilled to learn that it is really, truly possible to machine quilt on our own, and the class gave us the confidence to go and try it ourselves!

## A Look Ahead

October 13-16: Utah Quilt Guild Annual Meeting. Also at guild meeting this month we will discuss meeting during Oct. for a quilting bee (or not).  
Saturday, Nov. 6<sup>th</sup>: All-Day Quilt Camp and luncheon  
Tuesday, Nov. 30<sup>th</sup>: (please note the date change) Christmas Party and Ornament exchange. Make two ornaments, donate one to the Children's Justice Center, and trade the other. Also a guild Quilt Show to display the items made as a guild during the past year: Design Challenge, Row Quilt, I Spy, Stack/Slash, Watercolor samplers - Finish up those projects during Quilt Camp! Wahoo!



**Queen Bee - Claudia Daniels**

Claudia grew up in Argentina. Her family moved to Salt Lake when she was 16. She has an older brother and two younger sisters. She met her husband, Keith, in church when she was 16, but didn't get to know him until a few years later after running into him at a dance at the U. They have been married for 10 years and have two darling boys, Matthew, age 4, and Kyle, who is almost 1.

Claudia enjoys baking, art, and traveling, and some of her favorites are the color lavender, potatoes and chicken, and chocolate ice cream. She received a degree in Graphic Design from SLCC, and has been working in that field ever since. Her favorite project is magazine design.

Claudia made her first quilt in high school and started coming to quilt guild this year after her friends Sheryl and Amy invited her. We all enjoyed looking at Claudia's cute quilts and had fun getting to know her better at quilt guild. Thanks for being a part of our guild!!!

**Lose Weight Quilting - The Ultimate Sacrifice**

Life's short, so finish your quilt first. Give up dessert until you've completed your quilt top. Once blocks are done, rows joined, backing made, and quilt shipped off to the quilter, hit the soda shop on your way back from the post office and indulge in the hot fudge sundae of your dreams. Plan your next quilt as you enjoy your reward!

*Celebrate the completion of your quilt by falling off the weight-loss wagon. Make sure when you do, that you land by a restaurant that has whip cream!*

Check out our quilt guild's new web site...it's great - find member info - past guild history/pictures and much much more! [www.hebervalleyquilters.iwarp.com](http://www.hebervalleyquilters.iwarp.com)

**Friendship Block Schedule**

March	Joan DeFriez	August	Julie McNaughtan
April	Celeni Richins	September	Jeannine Pratt
May	Sheryl Wood	October	Claudia Daniels
June	Michele Murdock	November	Shantelle Cox
July	Tricia Mathis	December	Deonn Stott





### Charity Quilt Corner by Michele Murdock

Thank you to everyone on reaching our 24 quilt goal for the Children's Justice Center! In addition to those quilts, we have four more that are being bound and two that are finished and ready to donate. Thank you to all for your hard work and dedication! Many children will be blessed with some warmth in their lives. Once again, please come early to this month's guild meeting and we'll tie some more! See you there! Thanks!

## SEPT. ROW QUILT BLOCK


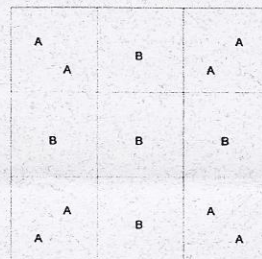
- Cut (4) 2 1/2" squares of light fabric (B)
- Cut (1) 2 1/2" square of dark fabric (B)
- Cut (2) 2 7/8" squares of light fabric (A)
- Cut (2) 2 7/8" squares of dark fabric (A)

Make (4) half-square triangles out of the (A) squares. Put one dark and one light square right sides together and draw a diagonal line from corner to corner. Sew 1/4" on either side of the line and then cut on the drawn line. Repeat on the remaining two 2 7/8" squares.

Sew block together using the picture as a guide.

Finished size will be 6"  
(Your block will measure 6 1/2" right now)

Shoo Fly  
Pattern for 6.00x6.00 block  
Key Block (41/100 actual size)



Enclosed is a copy of our guild's bylaws. Please look over these before the next meeting and we will vote on them. Also we have some positions open for next year's board. We would love your help! (Remember, our guild can't be successful without the work of our members. If you haven't served on the board - or if you have and are willing to continue to help, please consider the following positions. We've created these new openings to ease the time commitment of board members. It is a fun experience to serve on the board! Give it a try!

- \*Communications coordinator - calling and/or emailing members to give them info on the meetings. (1-2 openings)
- \*Charity quilt committee - helping the charity coordinator (2 openings)
- \*Newsletter production - copying and mailing the finished newsletter (1 opening)
- \*Marketing sponsorship director - contacting various businesses about advertising with/sponsoring our newsletter (1 open)



## Heber Valley Quilters

PATCHWORK PRESS  
PO Box 608  
Heber City, UT 84032

Editor: Michelle Blair  
Phone: 654-7128  
Email: [union1993@msn.com](mailto:union1993@msn.com)

Heber Valley Quilters Guild  
PO Box 608  
Heber City, UT 84032

Just one block at a time...

### Organization

President:  
*Deonn Stott*

Vice President:  
*Kari Giacalone*

Secretary/Treasurer:  
*Cat Beckstead*

Newsletter/Historian:  
*Michelle Blair*

Community Charities:  
*Michele Murdock*  
*Amy Pierson*

Communication/Queen Bee  
Coordinator:  
*Joan Defriez*

Door Prize/Birthday  
Coordinator:  
*Barbara Murdock*

Building Coordinator:  
*Julie McNaughtan*

Friendship Block Swap  
Coordinator:  
*Cat Beckstead*

Design Challenge:  
*Shantelle Cox*

### The Galico Road by Barbara Murdock

I just returned from a four day trip to Montana, searching out new quilt stores. My destination point was Seeley Lake, Montana where I visited one of the best quilt stores so far in my travels. We drove up I-15 through Idaho and stopped at all the quilt stores along the way. I would like to recommend the following stores that I thought were outstanding: (We went to a lot of stores, but some were just mediocre and so I will not report on those. If you want info on them, call me).

Quilter's Corner in Deer Lodge, Montana: We loved the country in Montana, it's wide open with lots of hills, mountains, and water. This store is in an old bank building, lots of samples were hung, just a unique store.

Timeless Quilts, Missoula: This store is in a new, very large log building. It was a fun store to visit, very inviting and the staff was friendly. They have lots of fabric, batiks, flannels, just about anything.

Sue's Sewing Palace, Helena, Montana: This is a Bernina Store, but they had so much fabric, lots and lots of batiks, brights and flannels. I was able to find some fabric here that I have been looking all over for.

Reproduction Fabrics, Bozeman, Montana: While I was waiting for another store to open I decided to go in here for a few minutes. What an interesting store. All they deal with is reproduction fabrics and indigos from ?? The fabrics are displayed in time periods, starting with the 1700s up to the 1970s. The lady told me all about the different fabrics, how they have researched them, etc. I purchased some black and whites here. The majority of their sales are done via the internet, world wide.

Bear Comforts, Bozeman: This was a great store, multiple displays, lots of fabric, especially batiks, I wanted to stay longer, but needed to get going. I was also told to visit Quilting in the Country, but they did not open until 11 am.

For those of you who have been to the quilt store in Jackson, WY, they moved around the corner - it's a bigger and brighter store. The new quilt store in Afton, WY also looked cute from the window.