


Patchwork Press

Heber Valley Quilters

May 2004
Volume 6, Issue 5


Inside this issue:

Quiltin' in the Woods	1
Calendar	1
Queen Bee	2
Lose Weight Quilting	2
Friendship Block	2
Charity Corner	3
Organization	4
The Calico Road	4



QUILTIN' IN THE WOODS RETREAT!

May 21st and 22nd at Shantelle's mom's cabin north of Oakley. This will take the place of our regularly scheduled Guild Meeting. Here's a checklist to bring:



Please Bring:

- friendship block (for those in the friendship group).
- two different I-Spy novelty print fabrics cut into 15 eight-inch squares
- food assignment (plus snack or chocolate...)
- sleeping bag
- personal items

Calendar:

Quiltin' in the
Woods Retreat
May 21st & 22nd

June Guild Meeting:
June 23rd at 7:00pm
UFOs Orphan
Blocks, Mother and
Daughter night.

If you are not able to attend the retreat but would like to participate in the I-Spy block trading, please package your cut squares in a zip-lock bag labeled with your name, and deliver to Deonn (655 East 320 North, Heber) before 4:00 p.m. on Friday the 21st.

Also, if you are in the friendship block swap group, and are not attending the retreat, please deliver Celeni's completed block to Deonn as well.

Thank you! We hope to see all of you at the retreat!

Queen Bee - Christy Watt

Christy was born and raised in Blackfoot, ID. She attended BYU majoring in dietetics. Christy and her husband met in high school and have been married for ten years. (In fact her anniversary is this weekend!) She has three darling children: Savannah age 6, Brigham 4, and baby Hallie age 1. Christy began quilting about the time she moved to Heber which was about three years ago. She has done various handwork such as embroidery and cross stitching for many years. We loved seeing all of her beautiful work at the trunk show she gave us at guild meeting last month. Thanks for sharing your talents with us Christy. It was fun to learn more about you!

Lose Weight Quilting - Stretch and Sew

For upper body work, place pin-cushion, seam ripper, and scissors barely within reach at your sewing machine. Stretch your arm full-length each time you need a pin or tool. For lower body work, place machine foot control as far forward as possible under your sewing table. Stretch your leg out full-length to run your machine.

Sew 'til it hurts. Extend your leg fully to make your machine needle go up and down.


If any of you did not receive your design challenge picture...please let Shantelle know. She has a few left.

Thanks!!!

Friendship Block

Don't forget to bring your blocks for Celeni to the retreat. If you won't be able to attend, please give your block to Deonn by 4:00pm Friday.

March	Joan DeFriez	August	Deonn Stott
April	Celeni Richins	September	Jeannine Pratt
May	Sheryl Wood	October	Claudia Daniels
June	Michele Murdock	November	Shantelle Cox
July	Tricia Mathis	December	Julie McNaughtan




Charity Quilt Corner by Deonn Stott

Jordan Stott needed a service learning project for a class at school. As his mother, and president of the Heber Valley Quilters Guild, I thought of a perfect charity project. Jordan collected the fabric and batting from Michele Murdock that had been donated by ladies of the guild, and was able to match up and sew together 15 quilts. He then cut out batting, used spray-adhesive to glue it to the edges of the quilts, clipped the corners, turned the quilts inside-out, and machine stitched the openings closed. Then he was ready to tie his quilts, using the back-stitch method. With a total of 18.75 hours, Jordan completed ten quilts, achieved his service hours for class, and helped the HVQs with their goal to donate 24 quilts to the Children's Justice Center this year. Thanks Jordan!

If you have not yet donated fabric and batting for one child-size quilt, please check your stash and





Heber Valley Quilters

PATCHWORK PRESS
PO Box 608
Heber City, UT 84032

Editor: Michelle Blair
Phone: 654-7128
Email: union1993@msn.com



Just one block at a time...

84032+3088



Organization

- President:
Deonn Stott
- Vice President:
Kari Giacalone
- Secretary/Treasurer:
Cat Beckstead
- Newsletter/Historian:
Michelle Blair
- Community Charities:
Michele Murdock
Amy Pierson
- Communication/Queen Bee
Coordinator:
Joan DeFriez
- Door Prize/Birthday
Coordinator:
Barbara Murdock
- Building Coordinator:
Julie McNaughtan
- Friendship Block Swap
Coordinator:
Cat Beckstead
- Design Challenge:
Shantelle Cox

The Galico Road by Barbara Murdock

Due to time restrictions, we were unable to head north to report on quilt shops, so Michele Murdock, her mom and I went to Lehi to see if we could find the quilt shop that I had been looking for. The name of the shop is Quilt'n Guzzins. It is on the west side of the freeway in Lehi. Just follow the address like you would anywhere else in Utah. All of a sudden, you say, it can't be here, this is farmland. But sure enough, it is there, out in the fields. The address is 605 W. 900 N., Lehi. She is open 10-6 Monday - Saturday.

The owner was super nice to us, despite the migraine she was having. She went out of her way to show us her shop and the huge back room where she has several long arm quilting machines, huge cutting tables, etc. They gave us a demonstration on cutting binding on the bias. At the end of our stay, she gave me a gift for not being able to find her store the first time. This gift will go into our prize basket. All three of us ended up buying fabric, it is so hard to say no.

On the way home we stopped at The Quilting Cottage in American Fork. No changes since the last time I reported on this shop. We also stopped at a new quilting store in Lindon or N. Orem. It is in a small shopping center on the East side of State St. called South Town Mall, before you go down the hill towards Lindon. We were only able to stay a few minutes, but she did have some nice fabrics.