


Patchwork Press

Heber Valley Quilters

April 2004
Volume 6, Issue 4

Inside this issue:

Last month in review	1
Apr. guild meeting	1
Queen Bee	2
Lose Weight Quilting	2
Charity Quilt Corner	2
Friendship Block	2
Check out our new website	2
Row Quilt Block	3
Quiltin' in the woods	3
The Calico Road	4
Organization	4



Calendar:

Our April meeting will be held this coming Wednesday, April 28th at 7:00. Be sure to come a half hour early to help tie charity quilts at 6:30. We need all of your help to reach our goal! We hope to see everyone there. Also, mark your calendars for our retreat May 21-22. It will be a blast!

Last Month in Review...

Congratulations to everyone who participated in the 2004 Design Challenge! It was a real treat to see everyone's creativity and ingenuity as they designed their quilts based on a candy bar. The results were delicious to our eyes! Each participant received a darling quilt square pin as a prize. A big thanks to Shantelle Cox for organizing this year's yummy event.

We would all like to thank Kari Giacalone for the hours spent obtaining and preparing materials for us to make our wooden quilt hangers. What a fantastic way to display our handiwork in our homes. THANK YOU KARI!

Also thanks to AMBank & Jeannine Pratt - we love the community room for our monthly meetings.

April Guild Meeting...Applique' Lessons

Reverse Applique' by Cat Beckstead

*Our April Row Quilt block of the month calls for some reverse applique', and we are excited to learn this new technique from Cat.

Vine Applique' by Julie McNaughtan


*Julie demonstrates a quick and easy way to make a perfect vine or stem applique'.

Stained Glass Applique' quilting by Deonn Stott

*Deonn demonstrates a simple iron-on quilt-as-you-go applique' method.

**Come early to help with charity quilts! See you all there!

Wed. April 28th 6:30 p.m.



Please Bring:

- show and tell
- nametag

- paper & pencil to take notes with...

Queen Bee - Tricia Mathis

Tricia has been married for 11 and a half years and is the mother of four: Tyler 10, Katelyn 8, Ashley 5, and Rebecca is 18 months old. She grew up in Ogden. She started sewing at age eight when her Dad gave her an old Singer machine for her birthday; she's been sewing ever since. She started working at House of Fabrics when she was sixteen and continued there until she got married. She has a Home Economics and Consumer Education degree from Utah State. She was the president of an LDS sorority and she also met her husband, Rex, in her Family Home Evening group while at school...all while trying to study and get good grades! She later taught Home Economics at North Summit High School and Middle Schools. Tricia is talented, artistic, and creative. She enjoys sewing for her home, sewing for her kids, shopping, and she absolutely loves ice cream! We're so glad you're in quilt guild Tricia! Thanks for sharing your talents!

Lose Weight Quilting - Snack Patch

Fill your cookie jar with 2 1/2" fabric squares instead of Oreos. Keep a bowl of carrot sticks on the counter. When you feel a hunger pang, go to the kitchen and treat yourself to two fabric squares, one dark fabric (chocolate) and one light fabric (vanilla). Munch on a low calorie carrot stick on the way back to your sewing machine. Join the patches to make a checkerboard baby quilt for your guild's charity project

Reach for nutritious, 100% cotton snacks. In no time at all, a slimmer you will have made an extra quilt!

Friendship Block

March	Joan DeFriez
April	Celeni Richins
May	Sheryl Wood
June	Michele Murdock
July	Tricia Mathis
August	Deonn Stott
September	Jeannine Pratt
October	Claudia Daniels
November	Shantelle Cox
December	Julie McNaughtan

Charity Quilt Corner - by Michele Murdock

Thanks to Joan DeFriez for donating a quilt last month. If you are feeling ambitious, we would love any quilts you make to donate to the Children's Justice Center. You can bring them to the guild meeting with you or contact Michele Murdock (654-4917).

We will have some more quilts on frames before our next meeting. Please try to be there at 6:30 so we can have them finished before the meeting starts.

Also, we will have some quilts set up at the retreat next month to work on. We hope to see all of you there!

Check out our new web site!!!

Deonn has been hard at work creating a web site for our guild. Don't we have a talented president! You can get membership information - phone numbers etc., look through past photos, and find links to wonderful quilting resources.

www.hebervalleyquilters.iwarp.com

(The "iwarp" allows it to be a no-cost webstie, and there may be some popup ads, unless you have a popup blocker on your internet).

April Row Quilt Pattern: Blakely House

See the insert for the template patterns and placement guide for this month's pattern. The actual size of the block is 8" x 8" finished. The small picture is just a placement guide. The scallops, 2 windows, and door are appliqued. The rest of the house is done with templates. The two trees are paper pieced. Be sure you make copies of everything and use the insert as your original. Cat will be demonstrating reverse applique at our guild meeting...have any questions about the block ready to ask her at the meeting.

Also, we will be putting a picture of the finished row quilt on our new guild web site so you will know how many blocks of each pattern to make. Thanks for all your hard work on this darling quilt Cat!

Quilting in the Woods Heber Valley Quilters Annual Retreat

Friday, May 21st and Saturday, May 22nd at Shantelles Moms Cabin (5 miles east of Oakley, UT)

Friday:

Lasagne Dinner
Trading I Spy Quilts
Games
Sleepover

Saturday:

Breakfast
Invisible Machine Applique Demo
Machine Quilting Demo for I Spy Quilts
Friendship Block Swap
Charity Quilts
Lunch
Head for home!


We would love for everyone to participate in the "I Spy" quilt block trading, even if you are unable to attend the retreat.

Requirements:

Two different character/novelty prints in bright, clear colors, fussy cut into fifteen 8" squares each for a total of 30 squares. (Ex. Frogs, mickey mouse, alligators, etc... anything that would be fun to "spy") Bring or send your squares in clear zip-lock baggies labeled with your name. No flannels, no pastels; 100% fine cotton fabrics only.

It will require about 3/4 yd if your fabric has a small overall pattern. Medium motifs may require more fabric, and large motifs may require even more fabric in order to center to the motif. (Please don't cut off Winnie-the-Pooh's legs!)

Sign up lists for food assignments will be passed around at guild meeting next week, as well as car pool surveys and driving instructions to the cabin. Wahoo! Hope everyone is planning to attend!



Heber Valley Quilters

PATCHWORK PRESS
PO Box 608
Heber City, UT 84032

Editor: Michelle Blair
Phone: 654-7128
Email: union1993@msn.com

Just one block at a time...

Organization

President:

Deonn Stott

Vice President:

Kari Giacalone

Secretary/Treasurer:

Cat Beckstead

Newsletter/Historian:

Michelle Blair

Community Charities:

Michele Murdock

Amy Pierson

Communication/Queen Bee

Coordinator:

Joan DeFriez

Door Prize/Birthday

Coordinator:

Barbara Murdock

Building Coordinator:

Julie McNaughtan

Friendship Block Swap

Coordinator:

Cat Beckstead

Design Challenge:

Shantelle Cox

The Galico Road by Barbara Murdock

I recently returned from my trip to Quilt Durango. We had a good time, attended two lectures and a class on drawing circular designs. Freddy Moran, a well known speaker and quilter, spoke at one of the lectures. It was interesting to find out that she did not start quilting until she was 60 years old. She is now 74 and said she has made over 350 quilts. She is quite an entertaining lady and travels all over the country speaking.

The quilt shops in Durango and Dolores Colorado are well worth going to. Both have lots of displays and lots of fabric. If you ever head down that way, be sure and see them. The one in Dolores is about 10 miles off the main highway, in a very tiny town. It is about 50 miles before Durango. We bought lots of fabric that was on sale for \$3 and \$4 a yard. The owner is also a very well known doll maker.

Durango Quilt Company is located at 600 N. Main, Durango. Robertson's Enterprises is on the main street, right side, just as you come into Dolores, you can't miss it. Sorry to report that there are no other quilt stores to visit along the way, after you leave Utah County. It takes about 4 hours to Moab and three hours from Moab to Durango.

Next month, we are heading to some stores in Northern Utah.