


Patchwork Press

Heber Valley Quilters

February 2004
Volume 6, Issue 2

Inside this issue:

Jan. guild mtg report	1
Feb. guild meeting	1
Queen Bee	2
Lose Weight Quilting	2
Charity Quilt Corner	2
Friendship Block	2
Row Quilt Block	3
Organization	4
The Calico Road	4



2004 is off to a great start!

We had a wonderful meeting in January. It was great to see familiar faces and greet new members of the guild as well. We love our new location in the basement of the AMBank building. It's a great room and there's lots of room to spread out. Many helping hands were able to get 5 quilts tied for the Children's Justice Center. Way to go! Don't forget to come to the guild meeting at 6:30 each month to help with this worthwhile project. A big thanks to Gat for some great tips on precision piecing. We were also able to learn a few different ways to tie a quilt. Quilting in 2004 is off to a great start!

February Guild Meeting...

Quilting in 3-D

*Our February meeting will feature an exciting workshop by Becky Heslop. She will demonstrate fabric folding of 3-dimensional ornaments and motifs for quilting. Becky will provide all the materials needed for this fun new technique


Square One - Foundation Paper Piecing

*Following Becky's 3-D demonstration will be a quick review of Foundation Paper-Piecing. Bring a sewing machine, and scraps of country greens and browns. We will be sewing simple "woody" blocks for the past president of the Utah State Quilt Guild as we learn/practice our skills of foundation paper-piecing.

**Come early to help with charity quilts! See you all there!

Calendar:

Our February meeting will be held this coming Wednesday, Feb. 25th at 7:00. Be sure to come a half hour early to help tie charity quilts at 6:30. We need all of your help to reach our goal! Also, don't forget to bring your candy bar wrapper so Shantelle can scan it and make a label for our design challenge.



Please Bring:

- | | |
|--|---|
| <input type="checkbox"/> show and tell | <input type="checkbox"/> sewing machine |
| <input type="checkbox"/> nametag | <input type="checkbox"/> scraps: greens, browns, and background fabrics |
| <input type="checkbox"/> candy bar wrapper | |

Queen Bee - Michelle Blair

Our Queen Bee this month is Michelle Blair. She was born and raised in Orem, UT. While in high school, she worked at the Storehouse Market, where she met Barton "Chip" William Blair IV, whom she later married. She attended BYU where she obtained a Bachelor's degree in Elementary Education. She finished up a Master's degree in Education 2 years ago. She and her husband moved to Heber City when Chip got a job with the Highway Patrol in 1995. They have three children Curtis 7, Lauren 4, and 1 year old Carter. Michelle learned to quilt from her Grandmother when she was a young teenager. Michelle serves as the guild newsletter editor/historian. We asked Michelle to bring examples of her quilting for a personal trunk show, and were awed and amazed at the beauty and scope of her work, which included wall hangings, a chennille blanket, and numerous quilts that she has personally hand- and machine-quilted. You set a high standard for us, Michelle.

Lose Weight Quilting - Step Aerobics

Keep your rotary mat, rulers, and cutter atop the refrigerator. Use a step stool to climb up every time you need to cut. Place the stool in front of the refrigerator so you can't open it.

The top of the refrigerator is just right for rotary-cutting. Stand on tippy-toes to strengthen calf muscles as you cut.

Charity Quilt Corner - by Michele Murdock

It's exciting to report that we have five quilts completed for the Children's Justice Center! Our goal for the year is 24, so we're off to a great start.


Thank you to everyone who has donated fabric and batting, and to those who helped tie! Every little bit helps! We are still taking donations, so keep going through your fabric stashes. You can bring it to the guild meeting with you or contact Michele Murdock (654-4917).

We will have some more quilts on frames before our next meeting. Please try to be there at 6:30 so we can have them finished before the meeting starts. Happy Quilting!

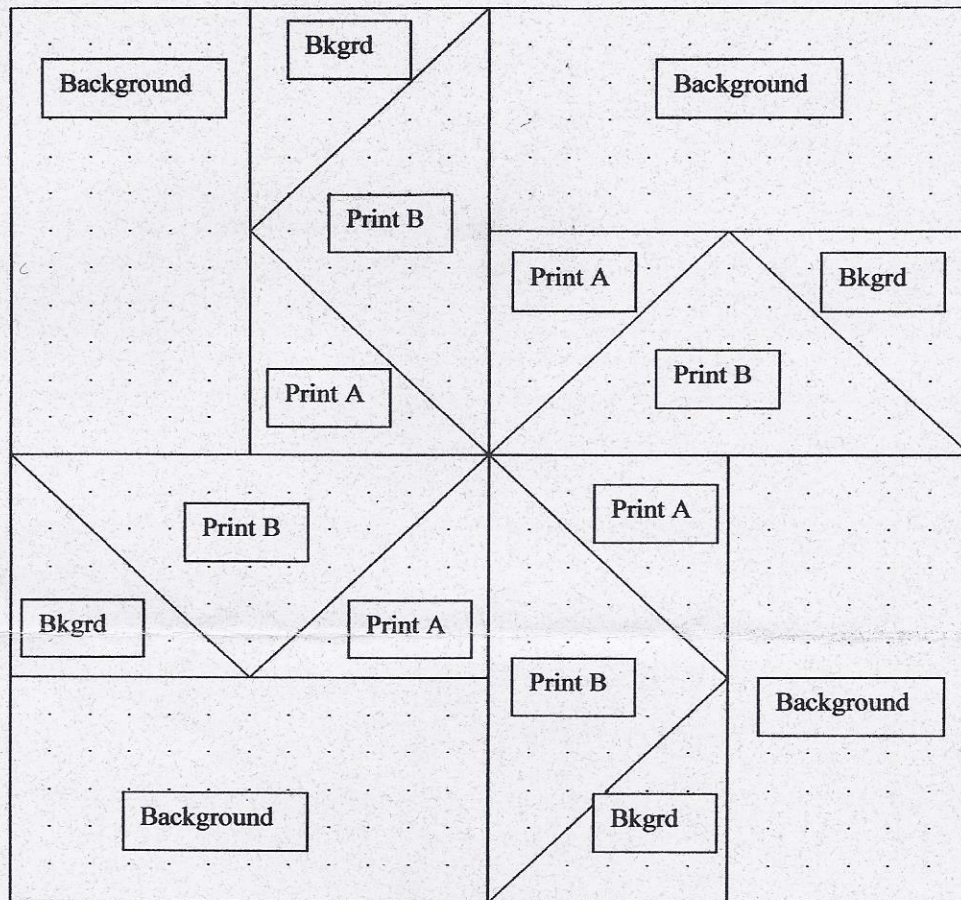
Friendship Block

We will be getting the assignments for our Friendship groups at guild meeting this month. Cat will be calling those people that will need to have their patterns ready to distribute that night. Remember our guidelines as you're thinking about a pattern.

1. Have fun
2. Choose the block you'd like; get or design a pattern - KEEP IT SIMPLE!
3. Determine color, fabric style, size, etc.
4. Type up clear and precise instruction
5. Make a sample block for your group to see
6. Complete blocks for others in a timely manner (or it's no fun)
7. Don't forget to HAVE FUN!



Row Quilt Block of the Month



Print A: Four 2" squares

Print B: Four 2" x 3.5"

Background (bkgrd): Four 2" Squares

Background: Four 2" x 3.5"

In order to get the "Two" spin wheels make sure that Print A and Print B are contrasting. The background fabric should not steal the show. Something subtle that compliments the two prints.

If you are making the row quilt you need 7 blocks and 2 half blocks. For the half blocks don't sew that final seam down the center.

Heber Valley Quilters

PATCHWORK PRESS
PO Box 608
Heber City, UT 84032

Editor: Michelle Blair
Phone: 654-7128
Email: union1993@msn.com

Heber Valley Quilters Guild
PO Box 608
Heber City, UT 84032

Just one block at a time...

**A quick reminder that this will be the last newsletter you receive if your dues have not been paid. Please give your check to Deonn 654-4203, Kari 657-0805, Cat 657-2336, or Michelle B. 654-7128 Thanks!

Organization

President:
Deonn Stott
Vice President:
Kari Giacalone
Secretary/Treasurer:
Cat Beckstead
Newsletter/Historian:
Michelle Blair
Community Charities:
Michele Murdock
Amy Pierson
Communication/Queen Bee
Coordinator:
Joan DeFriez
Door Prize/Birthday
Coordinator:
Barbara Murdock
Building Coordinator:
Julie McNaughtan
Friendship Block Swap
Coordinator:
Cat Beckstead
Design Challenge:
Shantelle Cox

The Galico Road by Barbara Murdock

I visited the following shops in Idaho on Feb. 10th and have the following information to report.

The Gathering Place - 524 6th Street Rupert, ID
(center of town next to the park)

This is the largest quilt store in Idaho. It is in a very old, but restored building, pretty big. They stated they have over 8,000 bolts of fabric. The staff was very nice to everyone. They said if we wanted to come as a group, let them know and they will have refreshments for us and give us a tour. I found a coupon in the Country Register Flyer and received a 20% discount off of my entire order. It took us about three hours to get to this store from Heber, about 225 miles. I could have spent several more hours here.

Karleen's Fabrics and Crafts Heyburn, ID
Not much here, but a very nice lady.

Stitchin' Time - 129 Main Avenue West Twin Falls, ID

This is a nice smaller store in the older section of downtown. If you are in the area, stop in, but I would not make a trip to see it. They have lots of batiks and solid colors.