

---

# Heber Valley Quilters

NEWSLETTER

February 2024



---

Hi there!

Thank you for attending the first 2024 Heber Valley Quilt Guild meeting in January! I thoroughly enjoyed seeing what everyone brought as the first thing they ever made that they still had. We had a good turnout and there was quite a bit of information given that night.

We talked about the group texts where I have divided the guild up into 4 groups to send only timely messages. If you would like to reply, please reply to me only so we don't fill up everyone's text message inbox to overflowing. I will answer and clarify to the group as needed.

Welcome to Amy Hilton as our newest guild member!!

Thank you to Andrea for handling the Zoom meeting :)  
Thank you to Christina Williams for handling the Friendship Blocks :)  
We are looking for someone to volunteer for the Round Robin - anyone?

Our next meeting and for the rest of the year will be in the Bowcutt Room in the Heber Library. If you park on the west side of the library, you will find it much easier to leave at night. There is an outside door to the Bowcutt Room on the west side we can enter and leave from. Maybe drive by during the day before our meeting to get your bearings.

This past month the Guild had a Open Sew Day at my house. It was fun to see all of you all together in my sewing studio sewing and chatting and handstitching :)) I think we had about 9 gals show up over the course of the day. I thought you all would spread out into the livingroom area, but no, you all sat together in a cozy group which was so nice to see. We will have 3 more Open Sew Days at my house. Deonn will also host 4 Open Sew Days at her house with the next one on February 10th.

Has anyone started their "Woven" design challenge project? Inspiration will come in amazing ways. Mine came from a vintage (1970s is considered vintage, right?) magazine that Carol Hunt gave me recently. I am hoping to make a yellow and orange woven quilt for my granddaughter. Not your traditional pink and purple, I know, but orange is her favorite color :)

Remember to make your list of UFOs that you would like to finish this year (all of them, right?!) and join Tamara Ellis as she heads up the contest.

Thank you for your confidence in me to head up the Heber Valley Quilt Guild for 2024!

Paige Douglas  
435-654-5478

---

---

## ~~~ ANNOUNCEMENT ~~~

**NEW LOCATION!!!** Beginning with February meeting we will be meeting in the **Bowcutt Room** at the Wasatch County Library in Heber City.  
First Thursday of the month, 6:30 p.m.

---



*Utah Quilt Guild*  
**To encourage, promote and preserve  
the art of Quiltmaking in Utah**

### UQG STATE NEWS

For those of you who like to mark your calendar for the year, here are some upcoming Utah events that you might be interested in:

Snow Goose Festival, February 22-24 in Delta. Pie Plate Pattern ladies will be their guest presenters, along with Kalynn Fail, known as the bag lady.

Quilting in the Red Rocks quilt show in Moab, March 2-3

Shop Hop: April 26-27 & April 29-May 4

The Salt Lake Quilt, Craft and Sewing Expo is May 16-18 in Sandy at the Expo Center

Panguitch "Quilt Walk", June 5-8

Utah Valley "Quilt Fair" is July 17 in

Wallsburg

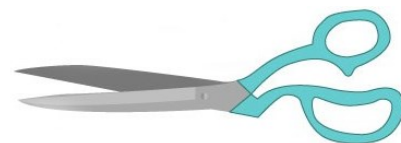
Utah Quilt Guild "Quilt Fest" will be held August 20-24 in Layton

Garden of Quilts at Thanksgiving Point is September 13-16

I still have a few fat quarters left to sell. Make a 12.5 inch block with the fat quarter, turn it in and the state guild will make quilts for the Christmas Box.

Don't forget to renew/join the Utah Quilt Guild by March. All memberships expire in March, unless you have paid for multiple years. [www.utahquiltguild.org](http://www.utahquiltguild.org)

Barb Murdock, area rep  
[heberbarb@gmail.com](mailto:heberbarb@gmail.com)



[www.HeberValleyQuilters.com](http://www.HeberValleyQuilters.com)

---

# Ufo & Wips 2024

**If you have started more projects than you have finished... this challenge is for you!**  
**If you have a few loose ends and need motivation to finish projects... this is for you!**

I am so guilty of starting a new project before I finish the current one. It is so easy to get excited about playing with new patterns and fabrics. It is also easy to get frustrated when things aren't going as planned and set a project in "time out" until it is ready to be nice again. (I have a few of those!)

## WE ARE GOING TO TACKLE OUR PROJECTS TOGETHER!

I want you to list all your UFO (unfinished objects) and WIP (work in progress) projects you want to do this year. Be specific with your goals and tasks. It can be one project or multiple small ones.

List what you want to work on each month

### **February- November.**

The next month return to guild and show us your work.

For every project completed you get your name in a drawing for the end of the year.

Possible criteria for selecting which project to work on first:

- Which project can you get done the quickest?
- Sort your projects by how much work is left to do.
- What do you have time for this month? Look at your schedule and what workload you can handle.

**WHEN YOU BELIEVE IN YOURSELF...**

**ANYTHING IS POSSIBLE! ...FINISH  
WHAT YOU STARTED!... LET'S DO  
THIS!**

**Tamara**

# 2024 Design Challenge Woven

THE CHALLENGE:

Create a quilt or other article that appears to be "woven". This may be This may be the illusion of fabric weaving atop and beneath other fabrics to create the look, or it may be the literal weaving of fabrics or other fibers together.


Think: Woven—Linked—Knit Together; interpret however you'd like!

See details on the member page of the HVQ website -

[www.hebervalleyquilters.com](http://www.hebervalleyquilters.com)

Deonn

*Open Sew Days: We are planning on 8 Open Sew Days for 2024 taking place at either Deonn's house or mine. The next one is February 10th at Deonn's house from 9-5. Deonn's address is 972 S 770 E. Bring a lunch and any snacks to share :)*



[www.HeberValleyQuilters.com](http://www.HeberValleyQuilters.com)

---

# Charity 2024

## HVQ 2024 Charity Quilts

This year, we will be focusing on the same two local community groups as we did in 2023:

### 1. KIDS:

- A. **Sew Quilts for Kids'** kits (in your own home), ***starting in February***
- B. **Quilt and Bind** a QFK quilt sandwich (on your long-arm OR domestic machine)
- C. **Donate** kids' fabrics:
  - 1. 100% cotton novelty prints and solids for quilt tops
  - 2. 1.5 yards x WOF for backings


### 2. SENIORS:

- A. **Sew** a Meals on Wheels' placemat kit (in your own home), ***starting in March***
  - 1. Envelope style
  - OR
  - 2. QAYG (Quilt As You Go) style
- B. **Tie** wheelchair quilts at the Wasatch County Senior Center with or without Laurel

**PLEASE** start searching through your stash to **donate 2.5" fabric strips at least 14" long** for the placemat kits **and bring them** to the February HVQ meeting!  
HINT: leftover Jelly Roll strips would be perfect or you can cut your own 2.5" strips from your leftover fabric.

We'll have both types of the QFK's kits available for you to take at the February meeting, along with sign-up sheets, and we'd really appreciate your help in completing them!

Sandy Hindy and Natasha Endito



---

[www.HeberValleyQuilters.com](http://www.HeberValleyQuilters.com)

---

# Retreat Classes

## Flat Bottom Zip Pouch

### Classroom Supplies:

- Sewing Machine
- Rotary Cutter
- Cutting Mat (available at retreat)
- Ruler
- Pins
- Small Sharp Scissors
- Iron (available at retreat)



### Fabric Selection

- From Outside Fabric Cut: 2 pieces each 8"x10"
- From Lining Fabric Cut: 2 Pieces each 8"x 10"

Please bring your classroom supplies and pre-cut fabric to class.

\$3 Kit includes interfacing, zipper, written and photo illustrated pattern, and twill tag.

This is a one hour class

## Easter Banner



## Sewing with Gnomies



### Sewing with my Gnomies

Help make a block for our guild Quilt for quilt fest.

Bring (2) 6X6 pieces of fabric that represent you. \* You may want to bring a thread to match your fabric.

## Redwood Tote


### Supplies:

- Polyester thread
- Water Soluble pen/tailors chalk
- Cutting Mat
- Ruler
- Rotary Cutter
- Size 14 or 16 Denim or Microtex Needle
- Glue Pen (sewline glue pen is recommended) (optional)
- (2) 1/4"x5" pieces of leather/ribbon for zipper pulls

### Fabric Selection

- Exterior Fabric 1/2 yard (two fat quarters may be used)
- Accent Fabric (includes reinforced base, handles and strap 1/3 yard)
- Lining Fabric (includes interior pocket)
- Fusible woven interfacing (Pellon SF101 - 20")
- (1) 6" Zipper
- (1) 12" Zipper
- (2) 1" wide d-rings, (2) 1" wide swivel clasps, (1) 1" wide strap slider
- 2x11 piece of heavyweight interfacing for Reinforced Base (Pellon Peltex 72F or equivalent recommended)

Recommended Fabrics - Canvas (7.9 oz weight) for exterior fabric. Quilting Cotton for accent and Lining. \*\* Waxed canvas may also be used for exterior fabric, reduce fusible interface requirement to 1 3/4 yards and do not interface the exterior fabric pieces.





# HVQ Retreat

Our 2024 retreat will be March 22-23  
Midway Community Center.  
"Quiltin' With My Gnomies"  
Register with Tamara Ellis



Be sure to join the [Heber Valley Quilters](#)  
Facebook Group for Sew'n'Tell photos  
and between-guild interaction and fun!

## Leadership

President: Paige Douglas

Vice Pres/President Elect:  
Are you the one??

Treasurer: Carol Hunt

Historian: Deonn Stott

Newsletter: Cat Beckstead

Social Media: Desiree Muheim

Zoom: Andrea Hicken

UFO Chair: Tamara Ellis

Charity : Sandy Hindy &  
Natasha Endito

Design Challenge: Deonn Stott

Friendship Exchange: Cindy Williams

Round Robin: The guild needs you!

Retreat: Jane Leaphart &  
Tamara Ellis

Birthdays: Teresa Gamboa

Door Prizes: Barb Murdock

## Birthdays:

Feb 7 .....Barbara Murdock

Feb 19 .....Kim Shannon



## Please Bring:

Annual Dues: \$25



[www.HeberValleyQuilters.com](http://www.HeberValleyQuilters.com)