

Heber Valley Quilters

PATCHWORK PRESS

February 2012

Volume 13, Issue 2

hebervalleyquilters.blogspot.com

HEBER VALLEY QUILTERS
AM BANK BUILDING
620 West 100 South
Heber City, UT 84032
WEBSITE:
hebervalleyquilters.com
BLOG:
hebervalleyquilters.blogspot.com

Heber
Valley
Quilters

Quilting \$ense

WHAT YOU WILL FIND IN THIS ISSUE

PRESIDENTS MESSAGE

We're all quilters, yet each one of us is different. We have various challenges, commitments, schedules, and purposes in doing things.

Continued on Page 2

MINI QUILTS

February's guild meeting, we will be taught a class from Leah Newitt on mini quilts. The cost will be \$6.00 for the kit.

Continued on Page 3

ANNUAL QUILTING IN THE WOODS RETREAT

The retreat is Friday April 27 and Saturday April 28 at The Homestead. If you plan on attending we need the money by this months guild meeting.

Continued on Page 5



What is your favorite aspect of quilting?



Don't miss out on the Retreat fun!




Don't forget your nametag!

Join us for our
monthly guild meetings,
7:00 p.m. on the
FIRST THURSDAY
of each month.





Where in quilting do you find your joy?



PRESIDENT'S MESSAGE

We're all quilters, yet each one of us is different. We have various challenges, commitments, schedules, and purposes in doing things. The list goes on and on! The same is true for our quilting. We quilt for many reasons, which aren't always the same as another person's reasons.

Perfectionism may be what motivates someone, while completing as many quilts as possible may be another person's focus. Teaching others new techniques, creating patterns, studying antique quilts, or making quilts as gifts are all things that bring joy to quilt makers. When you examine what your motivations are, you will


probably find that you fall under many of these categories. However, I think it's important to realize that one emphasis over another isn't better or worse, they're just different focuses. You don't have to be perfect or even interested in every aspect of quilt making.



Please don't feel frustrated when you're watching "Sew 'n Tell" and you feel that people are creating "better" or "more" quilts than you are. Don't let another person's focus distort where you find your happiness and peace in quilt making. Always remember where YOUR joy comes from, in your creations!

Organization

- President
Michele Murdock
- Vice-President/
President Elect
Beth Wegner
- Secretary/Treasurer
Carol Hunt
- Newsletter
Patty Wilcox
- Webmistress
Deonn Stott
- Blogmistress
Beth Emmett
- Charity Quilts
Debbie Proctor
- Finishing Bee
Bethany May
- Retreat Chair
Tamara Ellis
- Friendship Blocks
Tricia Mathis
- Round Robin
Suzanne Mertlich
- Door Prizes
Celini Richins
- State Representative
Barbara Murdock



February 2012

MINI QUILTS

February's guild meeting, we will be taught a class from Leah Newitt on mini quilts. The cost will be \$6.00 for the kit.

Here is the list of supplies you need to bring:

- ✓ Scissors
- ✓ Pinking Shears
- ✓ Quilting or sewing thread in gold, black and cream colors
- ✓ Needles for quilting and embroidery
- ✓ Pencil, Pigma pen or water erasable pen
- ✓ \$6.00 for the kit
- ✓ Task light if desired

BRING YOUR CHECKBOOK

Annual membership dues of \$25 are due by February's guild meeting. Future access to the guild newsletter, guild correspondence and blog notices will be available for those members who are current with their dues. Our new Secretary/Treasurer, Carol Hunt, will collect your dues. If you are unsure whether to join the guild, attendance is \$5 per meeting after your first visit. If you haven't paid your dues, this will be your last newsletter.

FRIENDSHIP BLOCK GROUP

Those involved in the Friendship Block Group, you need to have all Blocks completed for the February meeting.

NAME TAGS

To be eligible for the next drawing you need to be wearing your name tag. We really want to learn everybody's name so if you haven't made a name tag, now's the time to take a minute and make one. We have directions right here.




Friendship Block

Quilted Name Tag

Make a quilted name tag to wear at guild functions. This will help everyone learn each others names a little bit faster!

Sew your favorite block in any size up to 5". Stitch a 1-1/2" strip of muslin or white fabric to one side of the block. This will be the place to embroider your name, or use a Pigma Pen if you would like to write your name instead. Cut a piece of batting and backing to the size needed. Lay right sides together and stitch around block, leaving an opening for turning. Clip corners, turn right side out, hand-stitch the opening and attach a pin to the back.





Charity Quilts

OUR CHARITY QUILT PROJECT

We will be preparing 40 charity quilts for the FFA students to tie for Primary Children's Medical Center. The FFA will be tying them the week of February 21-24. Please consider taking one or two home from February Quilt Guild meeting and having it back to Debbie Proctor, 435 657-3234 or 435 671-0249 by February 17th.

The quilts will be cut to length but the top, bottom and batting may need to be cut to be the same size as each other. Sandwich right sides of flannel together with batting on the bottom. Sew 1/2" seam around all edges, leaving a 10" opening for turning. Trim corners or fold corners on seam line and turn to make a square corner. Turn right side out. Press. Pin open edge closed. Topstitch or edge

stitch around entire quilt. Make sure that this stitching catches and closes the 10" opening. Thank you it will be a great project.



Debbie Proctor explaining our charity quilt project

We will be preparing 40 charity quilts for the FFA students to tie for Primary Children's Medical Center.

INSTRUCTIONS FOR SEWING QUILTS:

Sandwich right sides of flannel together with batting on the bottom. Sew 1/2" seam around all edges, leaving a 10" opening for turning. Trim corners or fold corners on seam line and turn to make a square corner. Turn right side out. Press. Pin open edge closed. Topstitch or edge stitch around entire quilt. Make sure that this stitching catches and closes the 10" opening. Thank you it will be a great project.



NEWS FROM THE STATE GUILD



SNOW GOOSE FESTIVAL

The Snow Goose Festival had to change the dates for their show in February, it is now February 24-25. Check out their website for further information: www.deltasnowgoosequiltshow.blogspot.com

SEWING AND STITCHERY EXPO

Sewing and Stitchery Expo, Puyallup, Washington: March 1-4. This is a huge sewing and quilting expo. Lots of national teachers will be there and the fees are very reasonable. www.sewexpo.com

UTAH QUILT GUILD FESTIVAL

The Utah Quilt Guild Festival will be held in St. George September 18-22. This year's theme is "Catch the Quilting Bug".

LDS RELIEF SOCIETY BIRTHDAY

The LDS Relief Society is having a birthday celebration at This Is The Place in Salt Lake City, March 5-24. Jodi Warner's quilts will be on display in conjunction with this celebration. On March 10 at 1 pm, Jodi is having a trunk show and everyone is invited. Members of the Utah Quilt Guild will get in free.

STITCHING THE GUILDS TOGETHER

April 13-14, Canyon Country Quilt Guild will present "Stitching the Guilds Together", a regional

event celebrating 100 years of quilting. The event will be held in Kanab, Utah Barb Murdock has fliers on this event if you are interested in attending.

FREE ADS IN THE BEELINE

If you are a member of the Utah Quilt Guild, don't forget that you can place a free ad in the Beeline. Also, if any of you have pictures of quilts or information that you would like to be on the website, please send your pictures and information to Laurie at www.UQGwebsite@gmail.com Laurie would love to put your information on the website.

AWARD FROM STATE BOARD

If you know of any quilters in our area that you feel need some recognition for their outstanding service or quilting abilities, please let Barb Murdock know and she will submit their names to the Utah State Board for consideration for a special award. You will need to write a page or two about this person. This award is different from the Silver Thimble award that is given out during Quilt Fest.



Barbra Murdock, State Guild Representative



NEWS FROM THE STATE GUILD



QUILTERS FOR THE CURE

We now have the fabric to make the 12 inch blocks for "Quilters for the Cure", an event held at Quilt Fest. You purchase the fat quarter for \$5.00, make the block (directions are included), then turn in the finished block at Quilt Fest. These blocks are then made into quilts and other items and will be auctioned off the following year. This year, each person who attends quilt fest will receive one ticket to vote on their favorite block. That will be the only way voting is done from now on. Then you can spend all of your money purchasing tickets on the items up for auction.

QUILT FEST

Just for your information, Quilt Fest in 2013 will be held at the Zermatt October 9-12. If you plan way ahead, you can mark your calendars now.

QUILT STORE IN HURRICANE

If anyone is traveling to the St. George area, the quilt store in Hurricane is moving to 130 South Main in another *week or so*.

HMQS

Mark your calendars for the Home Machine Quilting Show May 10-12 in Sandy, www.hmqs.org

HGTV DREAM HOME

There is going to be a public tour of the 2012 HGTV Dream Home, starting February 2. This is the home they are building on River Road, near highway 40 in Midway. It will be given away next month. Cost \$15.00, benefits the Make a Wish Foundation. Need to make reservations. Tours start February 2. <http://blog.hgtv.com/sweepstakes/category/dream-home/>



Quilts for a Cure



Challenge Winner 1st place



A N N U A L

Quilting in the Woods Retreat

@ THE HOMESTEAD RESORT

Dates

The retreat is Friday April 27 and Saturday April 28 at The Homestead. It will start at 9 AM on Friday and end Sat 6 PM.

Cost

It is \$35 for the whole thing or \$20 a day. We need your payment as soon as possible. If you plan on going, February will be the last month to sign up and that all money is due at the February guild meeting.

Lodging

We will not be sleeping at the resort this year. Since we are close to our homes, we thought everyone could go home to sleep. (More money to spend on fabric)

Meals

Friday for Lunch and Saturday for Breakfast you are responsible for. The guild will be doing dinner Friday and lunch on Saturday. We will be eating at Fanny's Grill. Any questions call Tamara Ellis (435)654-4045.



The Homestead Resort, Midway, UT



Retreat 2011

Quilting \$ense



PATCHWORK PRESS

Checklist of things to bring this month:

- ✓ *Checkbook*
- ✓ *Quilted Nametag*
- ✓ *Sew'n'tell Items*
- ✓ *Items for Mini Quilt pg. 3*



February 2012

Volume 13, Issue 2

FROM:

HEBER VALLEY QUILTERS
AM BANK BUILDING
620 West 100 South
Heber City, UT 84032

