

# Patchwork Press

## Inside this issue:

In Review	1
A Preview	1
Featured Article	2
Charity Quilt Corner	2
Friendship/Round Robin	3
UQG News	3
Membership	3
Guild Meetings	4

## In Review - AMY McCLELLAN

Once again, guild meeting was a fun-filled evening of creativity! Members enjoyed our hands-on workshop making "Daisy Pie" wool covered pin cushions with Amy McClellan, owner of *American*

*Quilting in Orem*. We are excited for Amy and her recent launch into the International Quilt Market with over 20 designs for patterns and crafts. We wish her luck and success.



## An Invitation - SEWING SPACE SHOWCASE

You are invited to the Heber Valley Quilters' second annual SEWING SPACE SHOWCASE and Christmas Party!

We will be visiting four different homes that evening, beginning at 6:00 pm. There

is a bit of a drive between stops, so we will allow ample drive time between stops.

It will also be a progressive dinner as we go along, so bring your appetite, car-pool together and let's enjoy a lovely evening of touring,

eating and enjoying each other's company.

At each location you can collect the final pages of your HVQ Quilters' Bible, and draw for door prizes (must be present to win).

### ORGANIZATION

**President:** Brenda Wilcox  
**Vice President:** KayeDawn Epps  
**Secretary:** Barbara Murdock  
**Newsletter/Historian:** Deonn Stott  
**Newsletter Production:** Michele Murdock  
**Charity Quilt Committee:** Tricia Mathis, Wendy Jones, Crusan Epps  
**Design Challenge:** Shantelle Cox  
**Friendship/Round Robin Groups:** Cat Beckstead  
**New Member Liaison:** Christy Watt  
**Communication Committee:** Barbara Murdock, Tricia Livingstone  
**Birthday/Door Prizes:** KayeDawn Epps

1— 6:00 to 6:30	Deonn Stott	Appetizers	1971 Keystone Court (975 S 2000 E) Heber	654-4203
2— 6:40 to 7:10	Cindy Pennington	Salads	4660 E 2400 S Heber	654-5212
3— 7:20 to 8:10	Linda Beecher	Main Entrée	4300 S Tammy Lane (base of Daniels Canyon)	654-1818
4— 8:15 to 9:00	Kim Shannon	Desserts	3807 S Charleston Road	654-6472

Please **RSVP** to Brenda via email: [brenda\\_wilcox@yahoo.com](mailto:brenda_wilcox@yahoo.com) or phone 657-0798.  
 Follow the map on page 3 and we'll see you there!

## Message from the President

It has nearly been a year and a half since I took over when Michelle and then Celini moved. I had not planned to be president until 2008, so it took my by quite a surprise. I have so appreciated your patience with me. Thank you so much for helping me. I have learned so much more than quilting this year. It made me so nervous to stand up and conduct meetings, but, you all helped me along and I will treasure our fun memories forever.

I loved our year of "Back to Basics." I hope you all were able to

hone your skills and learn something new. I loved our "Tips and Tricks" we shared with each other. I loved the time we spent together. I loved being among you and learning from you. I loved your sharing attitude and generosity.

I thank you for your friendship and encourage each of you to keep quilting, keep learning and teaching others the art of quilting. I hope the thrill of finishing a project is as exhilarating as starting one. Merry Christmas and Happy New Year!

Love, *Brenda*



## Quilt Me a Story

"Quilting Bees" by Susan Meeske


Quilting bees are unique to America and became important social gatherings for women. Quilting bees enabled women to meet and discuss politics, religion, and health, and it empowered them to socialize and express themselves without the influence of men.

The book *Huskings, Quilting, and Barn Raisings: Work-Play Parties in Early America*, by Victoria Sherrow, details the events of the quilting bees. Sherrow notes that most quilting bees started early in the morning and usually occurred in the winter. Sometimes seven or eight quilts would be completed during the bee. While the mothers quilted and exchanged gossip with their neighbors, older children were called upon to thread needles and trim threads, or they tore strips of rags for rug making. The women spent the majority of the day quilting, but by nightfall, the men and boys would arrive. Supper would be served and fiddle music, dancing, and games followed shortly thereafter. Ū

## Block of the Month


This month's variation on a nine-patch is the **FRIENDLY HANDS**

- 1 - A
- 2 - B
- 2 - B
- 16 - E
- 16 - E



Please refer to your 9-PATCH CUTTING CHART in your Quilter's Bible for the cutting dimensions of units A & B for the size of block you wish to make. See chart below for E.

For this quilt, reverse the colors of the center row for your sashing rows, creating a secondary pattern:



PIECE	CUTTING	3" BLOCK	6" BLOCK	9" BLOCK	12" BLOCK
E	<input type="checkbox"/>	1 x 1"	1-1/2 x 1-1/2"	2 x 2"	2-1/2 x 2-1/2"

## Friendship Block Exchange Groups



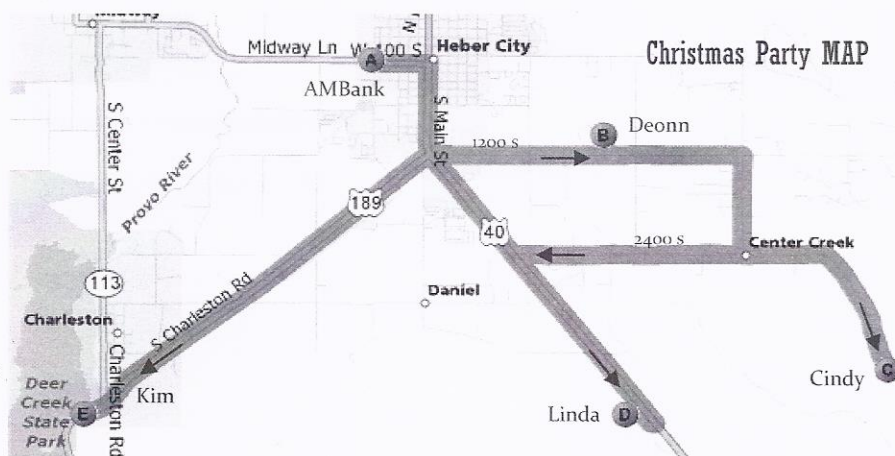
It has been a great year for our Round Robin and Friendship Block exchange groups. We have tried new patterns and tested our creativity with some great results. Be sure to attend January's guild meeting to sign up again!

## HVQ Board Members 2008

CONGRATULATIONS to the following ladies who have agreed to serve in board positions for next year's guild:

- President: *KayeDawn Epps*
- Vice President/President Elect: *Sherron Watson*
- Secretary/Treasurer/2nd VP: *Tricia Mathis*
- Newsletter/Historian: *Deonn Stott*
- Newsletter Production: *Michele Murdock*
- Charity Quilt Co-Chairmen: *Crusan Epps, Wendy Jones*
- Hospitality: *Brenda Wilcox*
- New Member Liaison: *Christy Watt*
- Design Challenge: *Shantelle Cox*
- Friendship Block/  
Round Robin Exchange: *Cat Beckstead*
- Communication Coordinator: *Rachel Crane*

STAY TUNED to find out all the fun and exciting guild meetings we have planned for next year, and we will see you on the FIRST THURSDAY of each month at 7:00 pm!




## Tips, Tricks & Tools

KayeDawn's trick for keeping her bobbins from losing their string is to use a piece of 1/2" plastic tubing and cut a slice just large enough to go on a bobbin, with a slit in the side. No more thread tails!

Fons & Porter use sticky gauze for the same idea. You know the colored gauze you get when giving blood? It sticks to itself, just cut a strip and wrap a little around your spools or bobbins to secure those loose threads.

## Guild Membership

Queen Bee	Member	Phone
Jan-07	Paulette Adams	654-5918
Feb-06	Cat Beckstead	657-2336
Oct-07	Linda Beecher	654-1818
	Michelle Bradshaw	480-888-8072
Aug-06	Ashley Christensen	657-0238
May-05	Shantelle Cox	657-0581
Jul-05	Rachel Crane	654-7038
Aug-04	Claudia Daniels	654-3959
Jul-04	Joan DeFriez	654-2124
Mar-07	Crusan Epps	654-5077
Feb-07	KayeDawn Epps	654-0669
	Trudi Harter	657-9455
	Becky Heslop	654-4210
Apr-07	Wendy Jones	657-0989
Oct-06	Tricia Livingstone	657-0955
Mar-04	Tricia Mathis	654-9807
	Bethany May	435-512-4971
Jun-04	Julie McNaughtan	654-5358
Sep-06	Barbara Murdock	654-0656
Nov-04	Michele Murdock	654-4917
Jul-06	Kristine Nichols	654-9004
Mar-06	Barbara Odland	435-645-9145
	Cindy Pennington	654-5212
Dec-04	Jeannine Pratt	654-4808
Oct-05	Debbie Proctor	654-2079
Apr-05	Margaret Schloss	654-2876
	Kim Shannon	654-6472
Feb-05	Deonn Stott	654-4203
Sept-06	Sherron Watson	435-714-2107
Apr-04	Christy Watt	654-2888
	Beth Wegner	657-1532
Mar-05	Brenda Wilcox	657-0798
June-06	Patti Wilcox	657-1777



## HEBER VALLEY QUILTERS

PATCHWORK PRESS  
PO Box 608  
Heber City, UT 84032

Editor: Deonn Stott  
Phone: 654-4203  
Email: deonnstott@yahoo.com

hebervalleyquilters.iwarp.com

## Guild Meeting Information

### Monthly Meetings

Join us for our monthly guild meetings held on the FIRST THURSDAY of each month at 7:00 pm.

Meetings are held in the Community Room at:  
AMBank Building  
620 West 100 South  
Heber City, Utah

### This Month

NOVEMBER 29th  
*Sewing Space Showcase  
and Christmas Party*

### A Look Ahead

JANUARY 3rd  
*KICKOFF 2008  
Friendship Group/Round Robin  
Signups  
Design Challenge  
Overview*