

# Patchwork Press

**Inside this issue:**

In Review	1
A Preview	1
Featured Article	2
Charity Quilt Corner	2
Friendship/Round Robin	3
UQG News	3
Membership	3
Guild Meetings	4

## In Review - BUILDING BLOCKS

A Big THANKS to Brenda Wilcox for her insights on making Log Cabin Blocks.

Log Cabin quilt designs are among the most popular and easily recognized of all quilt patterns. Beginning with a center shape, usually a square, the traditional design is made by sewing strips in sequence around the sides of the square, varying the values between light and dark.

Each block is made the same, then the fun part is deciding how to lay them out. The blocks can be set together in too many ways to list, but here are a few:

Barn Raising, Sunshine and Shadow, and Straight Furrow. Simple to construct and easily made with either scraps or planned yardage, the pattern appeals to beginning and advanced quilters alike.

Brenda's reference was from the book "Quilt in a Day" by Eleanor Burns. Her trick for speedy construction is strip piecing combined with chain piecing. Brenda also suggested checking out our county library for more books and updated, innovative ways to make log cabin quilts. The possibilities are as endless as your imagination.

**September 6th BOARD MEETING 6:00 pm**

Select and reorganize officers for next year's board. If you are currently on the board, or would like to be, please come to guild meeting at 6:00 for a business meeting.

**ORGANIZATION**

- President: Brenda Wilcox
- Vice President: Kaye Dawn Epps
- Secretary: Barbara Murdock
- Newsletter/Historian: Deonn Stott
- Newsletter Production: Michele Murdock
- Charity Quilt Committee: Tricia Mathis, Wendy Jones, Crusann Epps
- Design Challenge: Shantelle Cox
- Friendship/Round Robin Groups: Cat Beckstead
- New Member Liaison: Christy Watt
- Communication Committee: Barbara Murdock, Tricia Livingstone
- Birthday/Door Prizes: Kayedawn Epps

## A Preview - GETTING TO THE POINT

September's guild meeting will be a fun-filled night with Rachel Crane demonstrating setting quilt blocks "on point" - or on the diagonal.



Come one, come all!


She will discuss using the secret formula to calculate setting and corner triangles.

~ also ~

Deonn Stott will present a demonstration on making precise mitered corners on borders.

If you have examples of quilts with blocks set on point or mitered borders, please bring them for Sew & Tell.

See you there!



## Quilt Me a Story

First in a series by Susan Meeske

Quilting is a craft that has roots deeply sown into the heart of America. Surviving quilts that date back to the early and mid-1800s are reminders that quilts are an important part of our heritage. Quilts originally were of a utilitarian nature. They protected people from the cold.

They were used as door and window coverings. New babies were wrapped in quilts when they were born and many young babies were wrapped in a special quilt when they died. Quilts provided warmth and comfort to the sick and disabled. They could be folded and used as cushions in a wagon or slung over a clothesline and used as a play tent for children.

Quilt making was a skill that men or women

could enjoy singularly or collectively. It was a means to escape from the isolation of their lifestyle and it allowed them the artistic freedom to express themselves. The quilts produced by our ancestors told stories about their lifestyles that could not be captured by pen and paper.

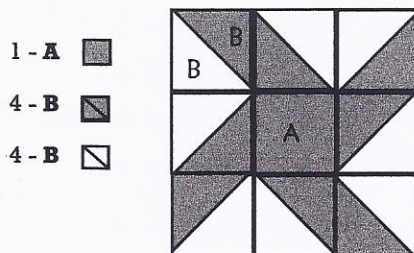
Every quilt we see today, regardless of when the quilt was made, relates a story. The types of fabrics, the design of the quilt, the signature of the quilter, all reveal a intimate story of the woman or man who made the quilt.

What stories do your quilts have to tell?

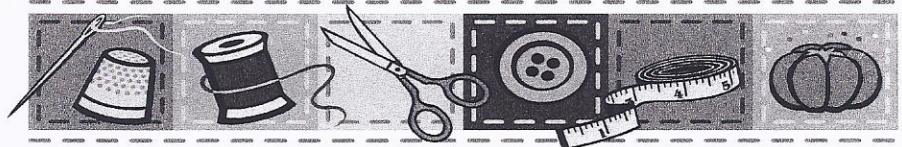
Ü Ü Ü

## Block of the Month

This month's variation on a nine-patch is the **ECLECTIC STAR**.



Please refer to your 9-PATCH CUTTING CHART in your Quilter's Bible for the cutting dimensions of each unit for the size of block you wish to make.



## Charity Quilt Corner

Hey, quilters! Hope you had a fun summer of sewing and quilting. We still have a lot of hand-quilting to do on our charity quilt for the Deseret Foundation.

Quilting Bees will resume soon. As a reminder, for those who took kits to finish more blocks, please return them so we can assemble block kits for more charity quilts.

## "Fair"-ly Beautiful

### CONGRATULATIONS

to all guild members who entered quilts in the **Wasatch County Fair**. Beautiful work, beautiful quilts -- lots of **PRIZE-WINNING QUILTS!!!** Thanks to the many volunteers who helped in so many ways - **THREE CHEERS** for all you talented and dedicated ladies who helped to make our county fair such a success. Be sure to enter your projects in the **Utah State Fair**. Deliver your items to Debbie Proctor at the extension office (55 South 500 East) on Tuesday, August 28th.

## Friendship Block Exchange Groups

The following quilting friends will have patterns prepared for the others in their group to pass out at September's guild meeting.

- ✂ Group #1 - Christy Watt
- ✂ Group #2 - Linda Beecher
- ✂ Group #3 - Sherron Watson

Be sure to return blocks for the following:

- ✂ Group #2 - KayeDawn - Maple Leaves
- ✂ Group #3 - Debbie Proctor - Maple Leaf

**ROUND ROBIN GROUPS** - *Hi, kids! Round Robin Rounds should be winding down, and we can't wait to see the transformations! Bring your Round Robin quilts for Sew & Tell.*

## Utah Quilt Guild News

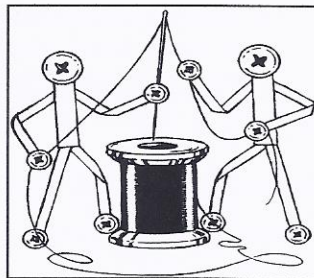
### CALENDAR:

- ✂ August 25th - "Thank Goodness for Quilting" Garden Tour at Thanksgiving Point 11:00 am to 4:00 pm - proceeds benefit the Utah Quilt Guild if you buy your tickets from Barbara.
- ✂ Ongoing through Labor Day - Springville Museum of Arts Quilt Show
- ✂ September 18th - 22nd Annual Quilt Festival, Davis Conference Center in Layton. Check the website for class descriptions and color pictures. Classes still available, some

luncheons still available, vendor's fair, and so much more!

[www.utahquiltguild.org](http://www.utahquiltguild.org)

(Shantelle Cox will be teaching her quilt marking class that she demonstrated to our guild in February! Sorry, folks her class is full!)



## Guild Membership

Queen Bee	Member	Phone
Jan-07	Paulette Adams	654-5918
Feb-06	Cat Beckstead	657-2336
	Linda Beecher	654-1818
	Michelle Bradshaw	480-888-8072
Aug-06	Ashley Christensen	657-0238
May-05	Shantelle Cox	657-0581
Jul-05	Rachel Crane	654-7038
Aug-04	Claudia Daniels	654-3959
Jul-04	Joan DeFriez	654-2124
Mar-07	Crusan Epps	654-5077
Feb-07	KayeDawn Epps	654-0669
	Trudi Harter	657-9455
	Becky Heslop	654-4210
Apr-07	Wendy Jones	657-0989
Oct-06	Tricia Livingstone	657-0955
Mar-04	Tricia Mathis	654-9807
	Bethany May	435-512-4971
Jun-04	Julie McNaughtan	654-5358
Sep-06	Barbara Murdock	654-0656
Nov-04	Michele Murdock	654-4917
Jul-06	Kristine Nichols	654-9004
Mar-06	Barbara Odland	435-645-9145
	Cindy Pennington	654-5212
Dec-04	Jeannine Pratt	654-4808
Oct-05	Debbie Proctor	654-2079
	Margaret Schloss	654-2876
	Kim Shannon	654-6472
Feb-05	Deonn Stott	654-4203
	Sherron Watson	435-714-2107
Apr-04	Christy Watt	654-2888
	Beth Wegner	657-1532
Mar-05	Brenda Wilcox	657-0798
	Patti Wilcox	657-1777

## Tips, Tricks & Tools

A surge protector is always a good idea for our sewing machines, lights and irons. I have everything plugged into one surge protector, when there is a storm or when I will not be working (playing) in my area for a while I only need to

turn off the protector and I know all is safe.

Your quilting friend,  
*Mary Walther*  
 "Gidget Gadget"

## HEBER VALLEY QUILTERS

PATCHWORK PRESS  
PO Box 608  
Heber City, UT 84032

Editor: Deonn Stott  
Phone: 654-4203  
Email: deonnstott@yahoo.com

hebervalleyquilters.iwarp.com

## Guild Meeting Information

### Monthly Meetings

Join us for our monthly guild meetings held on the FIRST THURSDAY of each month at 7:00 pm.

Meetings are held in the Community Room at:  
AMBank Building  
620 West 100 South  
Heber City, Utah

### This Month

SEPTEMBER 6th

#### *"GETTING TO THE POINT"*

*Demonstrations by Rachel Crane  
and Deonn Stott*

#### *Please Bring:*

- ✂ Examples of quilts set on point;  
quilts with mitered borders
- ✂ Friendship blocks to trade,  
Round Robin quilts to show
- ✂ Sew & Tell items

### A Look Ahead

OCTOBER 4th

#### *"BINDING IT ALL TOGETHER"*

*Binding Demonstrations by*

*Becky Heslop*

*Paulette Adams*

*Kayedawn Epps*