

Patchwork Press


Inside this issue:

In Review	1
A Preview	1
Featured Article	2
Charity Quilt Corner	2
Friendship/Round Robin	3
What's New	3
Membership	3
Guild Meetings	4

In Review - CHARM SCHOOL GRADUATION

CONGRATULATIONS to Julie McNaughtan who was our class Valedictorian of Charm School, winning the Viewer's Choice award. If you weren't able to attend the Charm School Graduation and didn't send your quilt with someone else, please bring your quilt to our July meeting, in whatever

state of completion. Thanks to everyone who participated! Your quilts are great - what a wonderful variety, and so "charming!" Thanks also for letting the community see your lovely quilts at the Library. Let's make it a tradition. (Someone even offered to buy Margaret Schloss' quilt!) Keep up the good work!



ORGANIZATION

- President: Brenda Wilcox
- Vice President: KayeDawn Epps
- Secretary: Barbara Murdock
- Treasurer: Jeannine Pratt
- Newsletter/Historian: Deonn Stott
- Newsletter Production: Michele Murdock
- Charity Quilt Committee: Tricia Mathis, Wendy Jones, Crusann Epps
- Design Challenge: Shantelle Cox
- Friendship/Round Robin Groups: Cat Beckstead
- New Member Liaison: Christy Watt
- Communication Committee: Barbara Murdock, Tricia Livingstone
- Birthday/Door Prizes: Kayedawn Epps

A Preview - BUILDING BLOCKS

July 5th guild meeting will feature a few of our guild members demonstrating the basics of log cabin, rail fence, courthouse steps, pineapple, and anything along the lines of adding strips as you go. It

should be great for beginners and a good review for anyone. If you have a quilt with some of these basic blocks in it, please bring it for "Sew and Tell". No need to bring your sewing machine. This

demonstration should be "sew" much fun... Come early for quilting bee to hand-quilt on our charity project.

See you there!

Keeping Quilting Alive by PAM KAY

The following are some wonderful thoughts and excerpts from a speech/trunk show given at the recent Panguitch Quilt Walk by quiltmaker and pattern designer, Pam Kay of San Diego.

Art makes our lives richer. Quilting is an art. Quilts communicate with all our senses. According to Dr. Susan Delaney Mech, author of *Rx for Quilters*, "Quiltmaking has calming rhythms that nourish our spirits. When our lives lie in pieces all around us, quiltmaking allows us to create order."

Human beings use covers; hides, newspapers, blankets, quilts--from the homeless to royalty, everybody covers up. I think a person who covers up with a quilt is the richest of all.

A quilt touches each of our senses. The beauty of the patchwork and play of color delights our sight, the texture of the fabrics and threads beg us to touch, the smell of the cotton or wool transports us in time, the taste comforts (as my baby daughter would suck her thumb and put a corner of the quilt

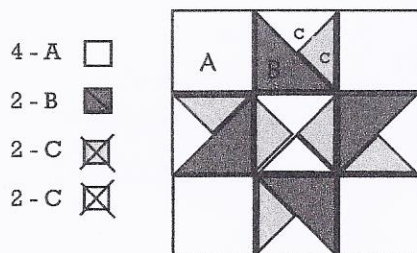
into her mouth) and the sound of the quilt snapping back as the bed is opened up for the night signals the time for shutting down. Any time someone makes something for you, emotion is involved. Margaret Ickes quotes her grandmother, "My whole life is a quilt, my hopes and fears, my joys and sorrows, my loves and hates. I tremble sometimes when I remember what that quilt knows about me." This quote from *Living with Quilts* by Phyllis George sums it up: "Quilts are the bedcovers under which people were born, made love, tucked in their children, lay ill and died."

Webster's dictionary says a quilt is "a cover made by stitching together two layers of cloth with a soft padding between them held together by tying or stitches." According to Diana McClun, of *Quilts! Quilts!! Quilts!!!*, a quilt is so much more than fabric, batting and stitches. "It is a rare and wonderful creation of the soul."

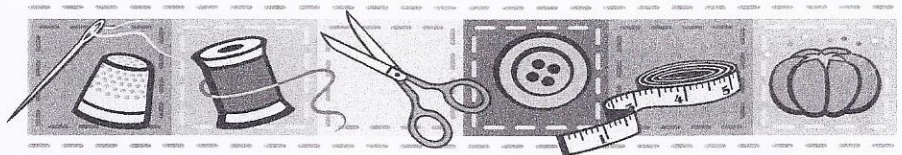
Make a quilt and express what's in your soul.

Block of the Month

This month's variation on a nine-patch is the MOSAIC.



Please refer to your 9-PATCH CUTTING CHART in your Quilter's Bible for the cutting dimensions of each unit for the size of block you wish to make.



Charity Quilt Corner

Hey, quilters! We are going to be having Quilting Bees for the next several months. Remember the instant blocks we created? One of the quilts will be hand-quilted and donated to the Deseret Foundation to auction for charity for the Primary Children's Hospital. Everyone is welcome. Frames will be set up at the AMBank conference room prior

to guild meeting, beginning at 6:30 pm. Come and lend your hand to this worthy project, and have a great time as we perfect our technique and work on it together. As a reminder, for those who took kits to finish more blocks, please return them so we can assemble block kits for more charity quilts. QUILT ON!

Friendship Block Exchange Groups

The following quilting friends will have patterns prepared for the others in their group to pass out at June's guild meeting.

- ✂ Group #1 - Christy Watt
- ✂ Group #2 - Linda Beecher
- ✂ Group #3 - Claudia Daniels

Be sure to return blocks for the following:

- ✂ Group #1 - Paulette Adams
- ✂ Group #2 - KayeDawn Epps - Autumn Leaves
- ✂ Group #3 - Debbie Proctor - Maple Leaf

ROUND ROBIN GROUPS - A REMINDER: Most groups are on the last round or Round Robin quilts, be sure to finish up and bring them to guild meeting, or send them with someone else if you are unable to come.

What's New - SEWING SPACE HOP

August's guild meeting will be another Super Sewing Space Showcase! Sign up at July's guild meeting if you would like to showcase your sewing space, or

provide refreshments. Our Christmas hop was such a success, let's do it again! We will end at Linda Beecher's home for a light dinner that evening.

UTAH STATE QUILT GUILD UPDATES

Check your Beeline or their website: utahquiltguild.org for information on classes and sign-ups for **Quilt Fest** coming to Layton in September. If you would like to purchase shirts or bags, your order must be received by July

10th. Check with Barbara Murdock for details.

Mark your calendars for the **Garden & Quilt Show** Saturday, August 18th at Thanksgiving Point. Purchase tickets in advance from Barbara. Questions? 654-0656.

Tips, Tricks & Tools

An inexpensive way to control the large cone threads when sewing is to cut the bottom off of a large pop bottle (2 liter) and place the bottle over the thread with the end of the thread coming out of the top. Thread your machine as usual.

And TRY THIS: When setting up your sewing area, remember the triangle rule used in kitchens. The three most often

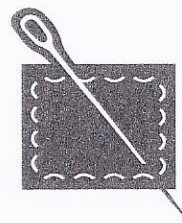
used areas in the kitchen are the stove, fridge and sink. Placing these so that they form a triangle will make the most efficient use of space. The same goes for our sewing machine, ironing board and cutting board.

Your quilting friend,

Mary Walther
"Gidget Gadget"

Guild Membership

Queen Bee	Member	Phone
Jan-07	Paulette Adams	654-5918
Feb-06	Cat Beckstead	657-2336
	Linda Beecher	654-1818
	Michelle Bradshaw	480-888-8072
Aug-06	Ashley Christensen	657-0238
May-05	Shantelle Cox	657-0581
Jul-05	Rachel Crane	654-7038
Aug-04	Claudia Daniels	654-3959
Jul-04	Joan DeFriez	654-2124
Mar-07	Crusan Epps	654-5077
Feb-07	KayeDawn Epps	654-0669
	Trudi Harter	657-9455
	Becky Heslop	654-4210
Apr-07	Wendy Jones	657-0989
Oct-06	Tricia Livingstone	657-0955
Mar-04	Tricia Mathis	654-9807
	Bethany May	435-512-4971
Jun-04	Julie McNaughtan	654-5358
Sep-06	Barbara Murdock	654-0656
Nov-04	Michele Murdock	654-4917
Jul-06	Kristine Nichols	654-9004
Mar-06	Barbara Odland	435-645-9145
	Cindy Pennington	654-5212
Dec-04	Jeannine Pratt	654-4808
Oct-05	Debbie Proctor	654-2079
	Margaret Schloss	654-2876
	Kim Shannon	654-6472
Feb-05	Deonn Stott	654-4203
	Sherron Watson	435-714-2107
Apr-04	Christy Watt	654-2888
	Beth Wegner	657-1532
Mar-05	Brenda Wilcox	657-0798
	Patti Wilcox	657-1777



HEBER VALLEY QUILTERS

PATCHWORK PRESS
PO Box 608
Heber City, UT 84032

Editor: Deonn Stott
Phone: 654-4203
Email: deonnstott@yahoo.com

hebervalleyquilters.iwarp.com

Guild Meeting Information

Monthly Meetings

Join us for our monthly guild meetings held on the FIRST THURSDAY of each month at 7:00 pm.

Meetings are held in the Community Room at:
AMBank Building
620 West 100 South
Heber City, Utah





This Month

JULY 5th

"BUILDING BLOCKS"

*Log Cabin,
Courthouse Steps, etc.*

Please Bring:

-  "Sew and Tell" items
-  Friendship Blocks/Round Robin
-  Any Mystery Quilts or Charm Quilts finished since last guild meeting
-  Examples of Building Block quilts

A Look Ahead

AUGUST 2nd

*"SUMMER
SEWING SPACE
SHOWCASE"*