

# Patchwork Press

## Inside this issue:

|                      |   |
|----------------------|---|
| In Review            | 1 |
| What's New           | 1 |
| Queen Bee            | 2 |
| Block of the Month   | 2 |
| Charm School         | 3 |
| Tips, Tricks & Tools | 3 |
| Membership           | 3 |
| Guild Meetings       | 4 |

## In Review - JODI WARNER

What a treat for our guild to see the incredible quilting of master quilter and author, Jodi Warner. She has been quilting for over 20 years, and her work really displayed the artistry of quilting.

Most impressive were her appliqué pieces, several which have won acclaim locally and nationally. She recommends cutting away the back of your appliqué in order not to have conflicting grain lines, allowing the batting to come through when quilting. Otherwise,

the appliqué may lay too flat and lose dimension.

Jodi gave suggestions for quilting from a judge's standpoint. Quilts are judged with two things in mind: technical qualities, and aesthetics.

Technical: Quilt lays flat, hangs straight, patchwork is accurately sewn, same size blocks throughout quilt. Borders are not too tight or too loose. Quilting is even throughout. Binding is neat, has mitered corners, and is

smooth and even.

Aesthetics: Quilt has visual appeal, contains a center of interest, is harmonious, in scale, and borders are complimentary. Color plays an important part in the aesthetics of the quilt. For added punch, add a zinger color.

Jodi suggested that we keep our standards high and practice accuracy in each step of the quilting process. Thank you, Jodi, your quilts are inspiring!



## ORGANIZATION

President: Brenda Wilcox  
 Vice President: KayeDawn Epps  
 Secretary: Barbara Murdock  
 Treasurer: Jeannine Pratt  
 Newsletter/Historian: Deonn Stott  
 Newsletter Production: Michele Murdock  
 Charity Quilt Committee: Tricia Mathis, Wendy Jones, Crusann Epps  
 Design Challenge: Shantelle Cox  
 Friendship/Round Robin Groups: Cat Beckstead  
 New Member Liaison: Christy Watt  
 Communication Committee: Barbara Murdock, Tricia Livingstone  
 Birthday/Door Prizes: Kayedawn Epps

## What's New - APRIL GUILD MEETING - INSTANT BLOCKS

**OK**, girls, let's get ready to RUMBLE! Join us for guild meeting Thursday, April 5th for a night of immediate gratification! We will be learning to make "Instant Blocks" with just a few strips or squares, a little stitching, a little cutting and viola! Hundreds of instant blocks! All the fabric is provided by the guild, and is pre-cut and ready to sew. We will be sewing in pairs, so one can sew while the other pins and presses.

Bring a sewing machine (if you can, not everyone will need one), light beige or almond-colored thread, seam ripper, pins, a mechanical pencil or your favorite marking

tool, your rotary mat, ruler and cutter, and an iron and ironing pad (if it is portable).

The blocks we create will be given to the charity quilt committee. They will have sheets for us to sign-up to help layout and piece the tops, and quilt the quilts. One of the quilts will be a wall hanging for the AmBank conference room, and others will be either donated to charities or raffled during our quilt show at the library in June for a fund-raiser.

The conference room will be open at 6:00pm, so come early to set up and we can get started on time. Call Deonn if you have any questions (654-4203). This is gonna be GREAT!

## Queen Bee - Crusann Epps

By KayeDawn Epps

Crusann was born almost 3 months early after a very long ride in an ambulance. Her parents were living in Wyoming at the time but the nearest hospital was in Billings, Montana. There were complications from the long ride during delivery and the doctors told her parents that she may not live and if so she may not be able to walk because of the injuries during birth. She was and still is a fighter and proved the doctors wrong.

She grew up watching her mother sew for their family and if there were plaids to match her father pitched in. She joined a 4-H sewing group, she still has the \$2.00 prize money she won at the fair.

Crusann started sewing seriously a couple of years ago when she was given a hand-me-down sewing machine and found out that she was signed up for a Block of the Month quilting class.

Crusann works 3 jobs outside her home and finds the hardest and most demanding one is taking care of her very handsome husband and two beautiful little girls.

She is currently working at JR Smith Elementary as the "Best Music teacher they have had for 15 years." Before that she worked at Rocky Mountain Middle school with the Behaviorally Challenged Students, assisting them with homework and other daily classroom activities.

Why she likes to quilt? "I never imagined myself sewing...or for that matter - liking it. I think that the main reason I like to quilt is because it makes me feel GOOD! It's something I do by myself (well, most of the time)! Even if my lines are crooked, or my points don't line up, it gives me a boost of self esteem. My quilting time is ME time. Everyone needs that! I would not be quilting today if it were not for my mother-

in-law. And that brings me to what else I like about quilting. I love my "quiltin' buddy"! I have grown so much closer to her since my adventure began two years ago. I have always gotten along with her but quilting has truly become a bonding experience between us, and that means a lot. Thanks!"

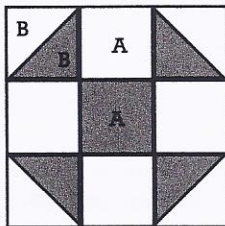
What she likes about Quilt Guild? "Quilt Guild is a night to get away from everything; husbands, children & dishes and spend time with women who all share a common addiction- even if the members are casual friends, you can "hang out", share ideas, and LAUGH and feel at home."

Crusann is a very good quilting buddy, but she has one flaw; she has too much will power, she doesn't have much "WON'T POWER", because it is easy for her to say I "WILL" buy more fabric for my next project like many of us, not I "WON'T" buy anymore until I finish this one!

## Block of the Month

This month's variation on a nine-patch is the SHOO-FLY

- 4 - A 
- 1 - A 
- 2 - B 
- 2 - B 



Please refer to your 9-Patch Cutting Chart in your "Quilter's Bible" for size dimensions, OR check your February *PATCHWORK PRESS*.

## "Quiltin' in the Woods" Retreat 2007









The retreat is quickly approaching!

Surveys for the retreat must be turned in to Shantelle at guild meeting on April 5th, along with \$10 if you are attending. Everyone must turn in a survey so she will know who and how many to plan for. For those who will be going, be sure to sign up for food assignments, and to help with tables and chairs. Cat will hand out your fabric and cut list for this year's wonderful Mystery Quilt.

For the block pattern swap, Shantelle will let you know how many copies to make. Be careful of copyright issues. Make sure your pattern is printed on 8-1/2 x 11" paper (standard size). Below are a few more websites to check for free quilt block patterns.

You can also enter "quilt block patterns" into an internet browser site like "Google" for literally thousands of sites with block patterns. Remember to start with [www.quiltcom/Blocks/AlphaBlockList.html](http://www.quiltcom/Blocks/AlphaBlockList.html)

-  [bockcentral.com](http://bockcentral.com)
-  [mccallsquilting.com/qb/](http://mccallsquilting.com/qb/)
-  [blockcrazy.com/](http://blockcrazy.com/)
-  [quilterscache.com](http://quilterscache.com)
-  [equiltblocks.com](http://equiltblocks.com)
-  [pbtex.com/html/free\\_patterns.html](http://pbtex.com/html/free_patterns.html)

Join us for this fun getaway - sew your charm quilt together, work on UFOs, Do the mystery quilt, and keep yourself in stitches the whole time!

Call Shantelle (657-0581) with any questions about the retreat, pattern swap or mystery quilt.

## Design Challenge 2007 - Charm School

### CHARM SCHOOL RULES:

1. Use only 100% cotton, quilt shop quality fabric. No fabrics from JoAnn's or Wal-Mart.
2. Do not pre-wash your fabric.
3. Cut fabric accurately and carefully.
4. One set = 12 - 6" squares. A 1/3 yard cut or 2 fat quarters is enough fabric to cut one set of squares.
5. Each set must be a different fabric.

Our last class of *Charm School* will be held after guild meeting in April.

### COURSE 3: CHOIR PRACTICE

Fabrics that Sing - Select two fabrics that are your favorite colors and are tone-on-tone prints. A tone-on-tone print reads as a solid from a distance. No solid colors, no other colors in the print, no black or white.

For those who attended Detention last month, and did not receive 24 different prints, you may want to supplement

from your stash, or swap with friends. Quilters love to swap, just ask.

Please return your quilt label sheet to Shantelle which includes the charm shape you will be using, and the name of your quilt.

Any questions? Call Shantelle (657-0581), or email: [princessquiltsalot@msn.com](mailto:princessquiltsalot@msn.com)

May: "Study Hall" (layout and design)  
June: "Final Exams" (quilt show)

## Friendship Block Exchange Groups

The following quilting friends will have patterns prepared for the others in their group to pass out at April's guild meeting:

- ✂ Group #1 - Jeannine Pratt
- ✂ Group #2 - Wendy Jones
- ✂ Group #3 - Rachel Crane

Be sure to return blocks for the following:

- ✂ Group #1 - Crusann Epps - "Chocolate Covered Cherries"
- ✂ Group #2 - Julie McNaughtan - Anything Patriotic
- ✂ Group #3 - Patti Wilcox - Friendship Stars

ROUND ROBIN GROUPS - Round #1 borders should be ready to pass to the next person in your group by April 5th. A REMINDER: Stay on schedule, return your blocks or quilts on time, or send them along with a friend if you are not able to come to guild meetings.



## Tips, Tricks & Tools

If you find your hands get tired when machine quilting, TRY THIS: Apply rubber cement to your hands and fingers. Allow it to dry before quilting and the fabric will be so easy to move under the needle.

*Mary Walther* (Gidget Gadget)

A visit to the office supply store is very helpful in organizing your sewing room. A letter holder works great for a ruler holder. Glue a couple of oversized clips to the bottom of a pizza box to hold blocks in place for storage. An awl or stiletto is a great tool for holding fabric pieces together and pushing fabrics through your sewing machine.

~ Christy Watt

## Guild Membership

| Queen Bee | Member             | Phone        |
|-----------|--------------------|--------------|
| Jan-07    | Paulette Adams     | 654-5918     |
| Feb-06    | Cat Beckstead      | 657-2336     |
|           | Linda Beecher      | 654-1818     |
| Aug-06    | Ashley Christensen | 657-0238     |
| May-05    | Shantelle Cox      | 657-0581     |
| Jul-05    | Rachel Crane       | 654-7038     |
| Aug-04    | Claudia Daniels    | 654-3959     |
| Jul-04    | Joan DeFriez       | 654-2124     |
| Mar-07    | Crusan Epps        | 654-5077     |
| Feb-07    | KayeDawn Epps      | 654-0669     |
|           | Trudi Harter       | 657-9455     |
|           | Becky Heslop       | 654-4210     |
|           | Wendy Jones        | 657-0989     |
| Oct-06    | Tricia Livingstone | 657-0955     |
| Mar-04    | Tricia Mathis      | 654-9807     |
|           | Bethany May        | 654-2342     |
| Jun-04    | Julie McNaughtan   | 654-5358     |
| Sep-06    | Barbara Murdock    | 654-0656     |
| Nov-04    | Michele Murdock    | 654-4917     |
| Jul-06    | Kristine Nichols   | 654-9004     |
| Mar-06    | Barbara Odland     | 435-645-9145 |
|           | Cindy Pennington   | 654-5212     |
| Dec-04    | Jeannine Pratt     | 654-4808     |
| Oct-05    | Debbie Proctor     | 654-2079     |
|           | Margaret Schloss   | 654-2876     |
|           | Kim Shannon        | 654-6472     |
| Feb-05    | Deonn Stott        | 654-4203     |
|           | Sherron Watson     | 435-714-2107 |
| Apr-04    | Christy Watt       | 654-2888     |
|           | Beth Wegner        | 657-1532     |
| Mar-05    | Brenda Wilcox      | 657-0798     |
|           | Patti Wilcox       | 657-1777     |

## HEBER VALLEY QUILTERS

PATCHWORK PRESS  
PO Box 608  
Heber City, UT 84032

Editor: Deonn Stott  
Phone: 654-4203  
Email: deonnstott@yahoo.com

**We're on the Web!**  
[hebervalleyquilters.iwarp.com](http://hebervalleyquilters.iwarp.com)

## Guild Meeting Information

### Monthly Meetings

Join us for our monthly guild meetings held on the FIRST THURSDAY of each month at 7:00 pm.

Meetings are held in the Community Room at:  
AMBank Building  
620 West 100 South  
Heber City, Utah

See you there!

### This Month

APRIL 5TH

### *INSTANT BLOCKS*

*by Linda Beecher,  
Shantelle Cox,  
KayeDawn Epps,  
& Deonn Stott*

Please Bring:

Sewing Machine/Basic sewing kit

✂ Two sets of 12 six-inch blocks  
in Tone on Tone prints  
& Quilt Label Sheet  
for Charm School

✂ Retreat Survey  
& \$10 if planning to attend

### A Look Ahead

MAY 3rd - 5th

### *"QUILTIN' IN THE WOODS"*

*Annual Guild Retreat*