

PATCHWORK PRESS

INSIDE THIS ISSUE:

<i>My Sewing Room</i>	1
<i>July Guild Meeting</i>	1
<i>Queen Bee</i>	2
<i>Etcetera</i>	2
<i>Block of the Month</i>	3
<i>Friendship Block Swap</i>	3
<i>Membership</i>	4



CALENDAR:

- July 12th 5pm
Secret Garden Party
- July 13 ~ Aug 31
Springville Art Museum
Quilt Show
Tues~Sat, 10am to 5pm
Wed, 10am to 9pm
- August 27th 7pm
Barnyard Hen Party
- NEW - September 20th
Guild Meeting
Saturday, 10 am
- September 24-27
Annual Meeting,
Provo Marriott
for class schedules, see
www.utahquiltguild.org

MY SEWING ROOM



The past year and a half have been wonderful. Our little guild has grown and changed. We have had many wonderful activities, excellent teachers, and we have made a lot of quilts! It has been a wonderful privilege to be your president.

My time as president has been filled with great times, memories, and opportunities. It has been fun planning activities, design challenges, classes, and the retreat. I have especially enjoyed getting to know each quilter and her talents and interests. We have a lot of very talented quilters in this guild. I have learned a lot from you, I hope you have learned from me, as well.

Regretfully, my time as president is nearing its end—I am announcing my resignation. I have given my all to the guild, sometimes at the expense of my family. I feel in my heart that now I need to spend more time with them. I will still be here to support our guild, just not as your president.

My final request of you is to talk to your friends in the guild. Decide who you would like to be your next president. We will hold elections at our August meeting. The new president will take office in October.

I hope you will support the new president as well as you have supported me. A change in leadership is a wonderful opportunity to go in new directions and explore new interests.

Talk to her about the classes you would like taught in the coming year, about what you would like to see the guild do as a group. Share your ideas with her. If you don't speak up, your voice and opinion cannot be heard. And, finally, if you would like the opportunity to give back to the guild, there is always a position for you to serve on the board.

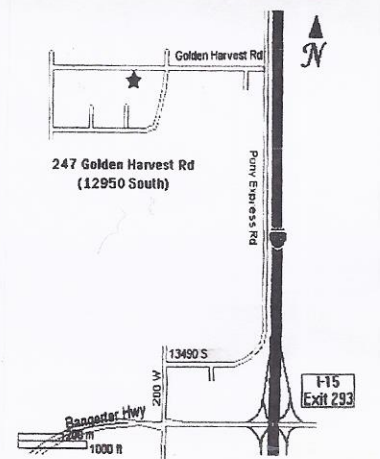
JULY GUILD MEETING

It will be our privilege to have our July Guild Meeting/ Dinner at Pam Morgan's home in Draper. She is Amy Pierson's mother. We will turn in our Deseret Foundation Quilt and have dinner in her "Secret Garden." (By the way, shout hooray! and give yourself a pat on the back! The Deseret

Foundation quilt is finished, thanks to everyone!)

Meet at Amy's house Saturday, July 12th at 4pm to carpool together. Please bring your food assignment, your show-'n'-tell projects, and be sure to wear your nametag.

See you all there!



SUE VILLELLA - QUEEN BEE



Here are some quick points to learn about one of our newest members, and Queen Bee for June:

- *Originally from Minnesota
- *A very devoted mother. Sue has seven children (Four daughters, three sons) and three grandsons. All of her children live in Utah.
- *Loves the outdoors; hiking, camping, gardening and landscaping.
- *Was a costume designer, now teaches art at the high school.
- *She is an incredible teacher who has been able to "reach" many struggling students through art. She is very giving of her time, and is an extremely devoted educator.


*Sue is an incredible artist, very diverse, and uses many different media. She has done metal-smithing (jewelry), pottery, crafts, makes furniture. According to her neighbor, there is nothing Sue cannot make or do.

*She has passed on her creativity to her children. They are all very talented and artistic, just like Sue. One of her sons, Vince, is a very talented master blown glass artist.

*Sue's three loves/focuses in life are: education, art, family.

Sue is truly, truly talented. She is a living artist...her whole life is an art form.

By Kari Giacalone



ETCETERA, ETCETERA . . .

FAIR DAYS!

Heber Valley Fair Days
July 28 ~ Aug 2, 2003

Two of our guild members earned sweepstakes prizes on their quilts last year. Finish your projects and enter them in the County Fair. Look for details in the newspaper. Who knows? Maybe *yours* will be the prize-winning entry this year!

UPCOMING GUILD MEETINGS

A glimpse of our upcoming adventures in quilting.....

August . Backyard Barnyard Hen Party - Shantelle's house, Aug 27th, 7 pm. Bring your barnyard and chicken blocks for the Hen Party Quilt Swap. You should have received instructions at the last meeting or in the mail. We will trade blocks, then tie a few quilts for the Children's Justice Center.

September . New meeting scheduled for Saturday, September 20th, 10am to turn in Friendship Swap blocks for our Sister Guild in Hurricane, UT, with a demonstration by one of our guild members. More exciting details later.

October . We will be privileged to have Deanna Jennings, a local Utah quilt designer, come to visit our guild in an all-day workshop and trunk show. She designs her own patterns, and is a highly sought-after teacher. She will be teaching us one of her designs, a Squished Pineapple. Because we booked her so early (last January) she is giving us a serious break on her usual teaching fee. What a great opportunity for the Heber Valley Quilters!

Utah State Quilt Guild Annual Meeting


...Always so much fun with the classes, quilt show and vendors mall. Class brochures have been mailed to those who are already members of the Utah State Quilt Guild; but you may find a complete schedule available online: www.utahquiltguild.com. Just follow the link for annual meeting. *Don't miss it!*



Summer Leaves

Size: 9" finished - 9-1/2" unfinished (border will be added later to make it a 12" finished)

Fabrics: Fun, bright green that shows your favorite color of summer leaves.



BLOCK OF THE MONTH

Leaf Fabric:

Cut 3 ~ 3-1/2" squares

Cut 2 ~ 3-7/8" squares

Cut 1 ~ 1 x 6" strip for stem

Background:

Cut 2 ~ 3-1/2" squares

Cut 2 ~ 3-7/8" squares

SEWING INSTRUCTIONS:

1) Draw diagonal line on wrong side of 3-7/8" background fabric. Layer right sides together with 3-7/8" leaf fabric. Sew 1/4" seam on either side of line, then cut on the line. Press toward leaf fabric. Repeat with remaining set to make 4 half-square triangle blocks.

2) Using the 1 x 6" strip, make a stem by folding both long edges back 1/4" and press. Stitch stem to one 3-1/2" background square. Appliqué or top stitch.

3) Layout blocks according to diagram. Stitch together as you would a 9-patch block, press.

FRIENDSHIP BLOCK SWAP ~ 2003

July is the last month for Friendship Block Swaps! This has been a great way to learn new techniques and collect new patterns. If you have questions, call the friend you're sewing for. Be sure to bring your finished blocks to the guild meeting July 12th.

January
February
March
April
May
June
July

GROUP 1
Deonn Stott
Michele Murdock
Geneva Anderson
Cat Beckstead
Amy Pierson
Michelle Blair
Barbara Murdock

GROUP 2
Joan DeFriez
Kari Giacalone
Christina Castrillo
~ ~ ~
Julie McNaughtan
Shantelle Cox
Sue Vilella