


# PATCHWORK PRESS

## INSIDE THIS ISSUE:

<i>Retreat</i>	1
<i>April Meeting</i>	1
<i>Queen Bee</i>	2
<i>Design Challenge, etc.</i>	2
<i>Block of the Month</i>	3
<i>Friendship Block Swap</i>	3
<i>Membership</i>	4



## Quilting in the Woods - May 16-17



### Guild Retreat 2003

Here are some highlights of what we will be doing at our guild retreat:

#### \*FOOD!\*

Please sign up at our April meeting for a food assignment for Friday's dinner. Saturday's breakfast and lunch will be provided by the guild. You may want to bring a snack or treat, also.

#### \*PATTERN SWAP\*

Bring 18 copies of a quilt block pattern to share.

#### \*FABRIC SWAP\*

We will be making our own

retreat quilts, using Thimbleberry fabrics in green brown and cream/light tan. Everyone will bring eight 9-inch squares of each of the three colors, which takes a generous 1/2 yard of each fabric. (For an idea of the pattern it is based on, see your quilt retreat magnet).

#### \*FUN, FUN, FUN\*

Games to play, prizes to win, hearts to appliqué, quilt labels to make, it will be a great slumber party! For more details, see the insert included in this newsletter.

## CALENDAR:

- May 16-17  
Quilting in the Woods,  
HVQ Guild quilt retreat!
- September 24-27  
Annual Meeting, Provo  
Marriott.

## HVQ GUILD MEETING ~ APRIL

Our April guild meeting will be held April 23rd. It will be a "Faux Chenille" product demonstration by Michelle Murdock, once again at Shantelle's home (757 South 300 West).

Please bring show-n-tell projects, friendship blocks, a thimble (we will try to finish the charity quilts before retreat to leave more time for fun!) and don't forget to wear your name tag!





## QUEEN BEE - BARBARA MURDOCK



Barbara Hansen Murdock was born in Salt Lake City, and moved around a lot because her dad was in the tile-setting business. At one time, she lived in Francis. She married Lee Murdock, whom she met when he was dating her sister. They lived in Salt Lake, California, then in Canada in the Vancouver, British Columbia, area, before moving to the little two-room Murdock family home here in Heber City, which they are constantly remodeling. She has three daughters and one son, and almost 13 grandchildren! One daughter lives in Alaska, and the rest live here in Utah.

Barbara is a do-it-yourselfer. There aren't too many things that she won't attempt. Her mother was a seamstress, and Barbara took sewing classes in high school. She always made her children elaborate costumes for Halloween and school programs. Her children took Polynesian dancing lessons, and she sewed costumes, and even taught some of the dancing

classes. Barbara used to tie quilts with the neighbors, then she taught her sister how to tie quilts. Her sister now teaches quilt-tying classes herself. A couple of years ago, Barbara begged her daughter-in-law, Michelle into taking a class at Whimsy's. Now Michelle is hooked, and Barbara has still never quilted anything in her life.

Barbara and her husband Lee are EMTs on the ambulance crew here in Heber City. They own the Super-Wash Car Wash place on Main Street. She loves to work on her house, loves gardening and she loves flowers. She has lots of beautiful roses. She hates (detests) cooking, but will do anybody's washing and ironing. She loves being in the outdoors. She loves doing anything fun and challenging, especially anything she can do with her kids. That includes river-rafting, hiking, climbing, camping. She walks with neighborhood friends five days a week, and has done it for the past 15 years or so.

Barbara is always busy doing things and going places. She has attended the international quilt festival in Houston, Texas with her sister, and really enjoyed it. She cannot believe how people can make quilts like those - unreal! She just returned from another quilt festival in Durango, Colorado, again with her sister. She is planning to go to both again next year!

She has worked in a sawmill, has taken a lot of woodworking classes, has read light meters for Heber Light & Power, once worked at The Wave, and worked at Mi Casa for a number of years. Ever since she was a child, her goal has been to live until she is 120 years old. As a breast cancer survivor, she still has the same goal. She just wants to have fun! She is a cute lady with tons of energy, and we are excited to get her quilting, and to get to know her a little bit better.

Welcome to Heber Valley Quilters!

---

## DESIGN CHALLENGE - 2003

### *Picnic in the Snow*

Everyone who had received a picnic lunch in our design challenge 2003, attended the March meeting to show and tell the beautiful and creative wall hangings that they made for each other. See the insert for some fun pictures! Thank you to Deb Smith at the "Quilter in the Woods" web site for this year's challenge idea. For more quilting fun, visit her website at:  
<http://qitw.topcities.com>

### *Quilting Bees*

Quilting Bees are still going strong ~ We are getting a lot done, but we would love to have more people join us.

WHAT: Weekly Quilting Bee

WHERE: Shantelle's House

WHEN: every Friday,

9:00 am to 9:00 pm.,

anytime during the day!

WHO: Everyone is invited,

bring a friend or neighbor

who likes to quilt!

For each hour spent quilting, your name will be put in a drawing for prizes at the next guild meeting!

### *Delectable Mountains*

It is a tradition for each member of the guild to make a quilt block for the immediate past president of the State Quilters Guild. Just in case you do not still have the pattern from Jan/Feb 2003 newsletter, another has been included in this newsletter. Please complete your block and turn it in to Shantelle at or before the May Retreat, in order that we may turn in our blocks as a guild by the end of May. Thanks!





# BLOCK OF THE MONTH

## Churn Dash

Size:

12 x 12" finished  
(12-1/2" unfinished)

### FABRICS:

Select a focus fabric (A) and a contrasting background fabric (B). Cut the following:

A) One 2-1/2" x 19" strip

Two 4-7/8" squares

B) One 2-1/2" x 19" strip


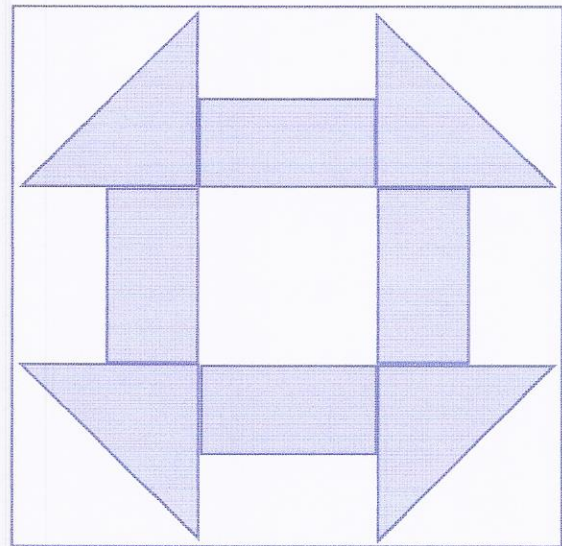
Two 4-7/8" squares

One 4-1/2" square for center

### INSTRUCTIONS:

- 1) Sew the two 19" strips together lengthwise. Press toward (A). Cut four 4-1/2" blocks.
- 2) Using the 4-7/8" squares, make four half-square triangles. Layer one (A) and one (B) right sides together. Draw a line diagonally

from corner to corner. Stitch 1/4" on either side of the line. Cut along the line. Press toward (A). Repeat with other squares.  
3) Lay out blocks according to the diagram below, and sew as you would a nine-patch.



## FRIENDSHIP BLOCK SWAP ~ 2003

:) :) Don't forget to bring your blocks from last month. Be ready to hand out a pattern if you are assigned for this month. :) :)

January  
February  
March  
April  
May  
June  
July

GROUP 1  
Deonn Stott  
Michele Murdock  
Geneva Anderson  
Cat Beckstead  
Amy Pierson  
Michelle Blair  
Barbara Murdock

GROUP 2  
Joan DeFriez  
Kari Giacalone  
Christina Castrillo  
Sue Villella  
Julie McNaughtan  
Shantelle Cox  
??? Open