

# PATCHWORK PRESS

**INSIDE THIS ISSUE:**

<i>Guild Meeting</i>	1
<i>October Snapshots</i>	1
<i>Last Month's Report</i>	2
<i>Charity Quilt Corner</i>	2
<i>Block of the Month</i>	3
<i>Membership</i>	4



## NOV/DEC GUILD MEETING



You won't want to miss the Heber Valley Quilters Guild Christmas Party which will be held Tuesday, December 2nd, at 7:00 pm. Our party will be at Deonn Stott's home. Her address is 655 East 320 North in Heber. We will be having a Christmas Ornament exchange and everyone should bring a homemade ornament with them. This is a fun tradition we all enjoy! Also, please bring your favorite appetizer or dessert to share. Bring a copy of your recipe so we can type them up to send with the December newsletter. Don't forget to wear your quilted nametag and to bring your show and tell! (squished pineapples, maybe?) We all love the holiday season and are looking forward to munching and enjoying each other's company.

(Our Christmas Party will take the place of our regular guild meeting in December. Watch for the newsletter in December to fill you in on some of the great things our Guild will be doing in 2004 - along with the final block and instructions to put your 2003 Block-of-the-month quilt together.)

Guild Christmas Party  
 Tuesday, Dec 2nd, 7:00 pm  
 At the home of Deonn Stott  
 655 East 320 North, Heber City

~~~~~

Please Bring:  
 Homemade Ornament  
 Favorite Snack or Treat and Recipe  
 Show and Tell items  
 Nametag

**CALENDAR:**

- ◆ Tuesday, Dec 2nd  
Guild Christmas Party
- ◆ Tuesday, Jan 27th  
Colonial House Quilt Day 9am-3pm SLC
- ◆ Wednesday, Jan 28th  
2004 Guild Kickoff




The Evolution of a Squished Pineapple (Story p.2)

## LAST MONTH'S REPORT



**"WOW!"**  
 Our October guild meeting was full of this expression! Deanna Jennings, our guest instructor, amazed us with her talent and creativity. We started our meeting with show and tell and Deanna stole the show! She had some great quilts on display for us to "ooh and ahh" over. If you weren't able to make it, you missed out! We learned a fun, new technique to make a variation of the pineapple block. The "squished pineapple" is Deanna's creation and is a unique block that has many possibilities. We sewed and chatted the morning away, and then took a break

to eat a yummy lunch. We have some great cooks in our guild! Thanks to all of you who helped contribute to a wonderful day. Be sure and bring your squished pineapple quilts to show and tell as you finish them. We're all anxious to see how they turn out!!!




## CHARITY QUILT CORNER (NEW COLUMN!)



by Amy Pierson and Michelle Murdock  
 The Deseret Foundation Quilt Auction was held recently and for those of you who haven't heard the news, the quilt our guild made was auctioned off for an unbelievable \$1,800! Way to Go!!! Thanks to everyone for your hard work, and especially to Amy Pierson for spearheading the project!

Our ongoing charity project is to help supply the Children's Justice Center with quilts. They would like to ensure that every



child who is interviewed there receives one. We'd like to make a goal to complete two each month for the year 2004. At each of our monthly meetings (whenever possible) we will have a Quilting Corner set up for this purpose. If you have fabric that is suitable for a child/teenager quilt or batting you would like to donate, please bring it to either

Michele Murdock (654-4917), Amy Pierson (654-6648), or Genny Tayler (654-3734). In advance, thank you for all your help!



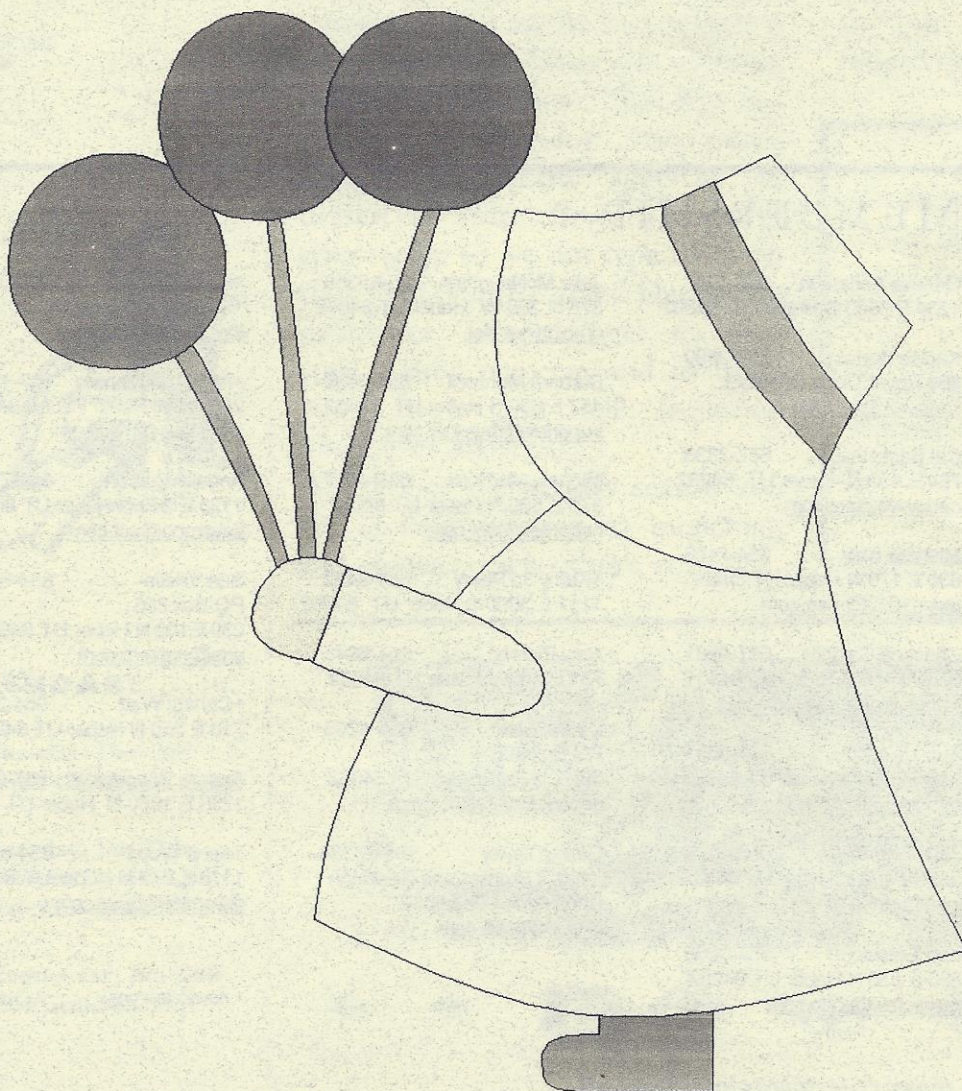
## BLOCK OF THE MONTH

### Sunbonnet Sue with Balloons

Size: 9" finished (9-1/2" unfinished)

Cut one 10-inch square background fabric

Use your favorite method of appliqué to make this block. Do not trace pattern shapes from the picture below. Use pattern shapes from pattern page. Use the picture below as a guide for placement of shapes.



# Sue with Balloons

Templates for 9.00x9.00 block  
Key Block (3/10 actual size)

