

* Patchwork Press *

HEBER VALLEY QUILTERS

VOLUME 7, ISSUE 10 * October 2005

INSIDE THIS ISSUE

In Review	1
What's New	1
2005 blocks	2
Member List	2
Calico Road	3
Charity Quilt Corner	3
News etc.	3
Guild Meetings	4

ORGANIZATION

PRESIDENT

Michelle Blair

VICE PRESIDENT 1 & 2

Celeni Richins
Brenda Wilcox

SECRETARY

Barbara Murdock

TREASURER

Jeannine Pratt

NEWSLETTER EDITOR/HISTORIAN

Deonn Stott

NEWSLETTER DESIGNER

Claudia Daniels

NEWSLETTER PRODUCTION

Michele Murdock

COMMUNITY CHARITIES

Tricia Mathis, Dana Brosnahan
and Wendy Jones

COMMUNICATION/QUEEN BEE COORDINATOR

Sheryl Wood

NEW MEMBER CHAIRPERSON

Christy Watt

DOOR PRIZE/BIRTHDAY COORDINATOR

Julie McNaughtan

FRIENDSHIP BLOCK EXCHANGE COORDINATOR


Cat Beckstead

DESIGN CHALLENGE

Shantelle Cox

IN REVIEW—2005 SEPTEMBER GUILD MEETING

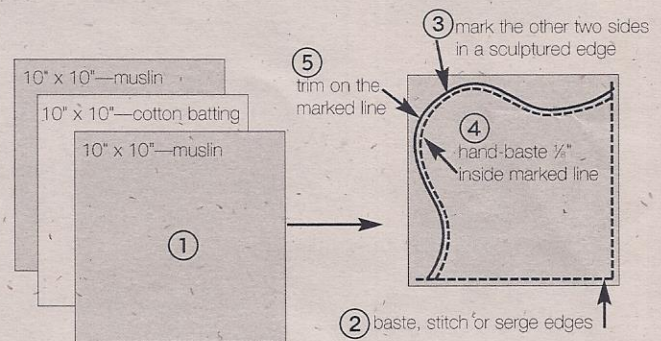
Cat Beckstead gave a demonstration on Template Piecing, with some great hints and tips for stitching those hard-to-piece blocks. Mylar plastic sheets may be used to make templates, but Cat suggests using paper templates for blocks that you will not be using over and over. Use colored pencils to shade in the color so you know which fabric to use for which template piece. Place template on right side of fabric, and cut out with rotary cutter and ruler, using paper pattern as a guide. Use a 1/16" hole punch or push pin and make a hole in your template piece at each corner. This will be used to mark the underside of your fabric pieces with a pencil to align and ensure that your



pieces fit together perfectly. Just line up the two dots as you're pinning. This method takes the guesswork out of piecing. Thanks for sharing your expertise, Cat!












WHAT'S NEW—OCTOBER GUILD MEETING

October's guild meeting will be an exciting hand-on workshop by **Brenda Wilcox**, who will be demonstrating Cody Mazuran's method of cottage quilt binding. This is an application of piping and bias binding. You may have seen the beautiful results on a couple of Brenda's quilts and wall hangings. **Bring your sewing machine, with a regular foot AND zipper foot, basic sewing kit (scissors, pins, seam ripper, thread...), rotary cutter, mat, ruler. Prepare a quilted piece for binding**, which you will keep in a reference file. Cut two pieces muslin 10" square, and one piece cotton batting 10" square. Baste, stitch or serge




edges on two sides. Mark the two other sides in a sculptured edge (see figure), then hand-baste 1/4" inside the marked line. Trim on the marked line. Come early to set up your machine, help sew a label on charity quilts for the Children's Justice center, and the demonstration will begin at 7:00 p.m. See you there!

2005 GUILD QUILT PROJECT—
PRIMITIVE AMERICANA QUILT



- ① **January:** Paper piecing
- ② **February:** Crooked piecing
- ③ **March:** Invisible appliqué
- ④ **May:** Embroidery
- ⑤ **June:** Chenille
- ⑥ **July:** Curved piecing
- ⑦ **August:** Wool appliqué
- ⑧ **September:** Template piecing

If you do not have patterns for all of the blocks above, please call Michelle Blair: 654-7128. Be sure to attend October's guild meeting for your final packet of patterns: Filler blocks.



Friendship Block Exchange

The friendship group has had a fun year exchanging quilt blocks and ideas. Be sure to return Cat's Civil War block, as well as any others you may have missed. Let's do it again next year!

Heber Guild Member List

QUEEN BEE	MEMBER NAME	PHONE
Jun-05	Heather Ackerson	654-3140
	Candy Adams	654-4003
	Cat Beckstead	657-2336
Jan-04	Cathie Bethers	654-5035
	Michelle Blair	654-7128
	Dana Brosnahan	654-5897
May-05	Shantelle Cox	657-0581
Jul-05	Rachel Crane	654-7038
Aug-04	Claudia Daniels	654-3959
Jul-04	Joan DeFriez	654-2124
	Kaydawn Epps	654-0669
	Martha Furse	435-336-4060
Jul-05	Jill Gehring	657-0505
	Kari Giacalone	610-253-2355
	Wendy Jones	657-0989
Mar-04	Tricia Livingstone	657-0955
	Tricia Mathis	654-9807
	Julie McNaughtan	654-5358
Jun-04	Barbara Murdock	654-0656
	Michele Murdock	654-4917
	Kristine Nichols	654-9004
Nov-04	Barbara Odland	435-645-9145
	Jeannine Pratt	654-4808
	Debbie Proctor	654-2079
Feb-04	Celeni Richins	654-4767
	Toni Sharp	801-582-1207
	Feb-05	Deonn Stott
Apr-04	Glinda Straddeck	657-0891
	Mandy Sommers	654-4506
	Christy Watt	654-2888
Mar-05	Brenda Wilcox	657-0798
May-04	Gail Witkamp	654-0300
Sep-04	Sheryl Wood	654-5620

If you would like to write to Kari...
address: 47 Mill Brook Court, Easton, PA 18045
email: mavsclan@ptd.net

Check out our web site and enjoy:

- * Round Robin 2005 Pictures
- * Primitive Americana Quilt

www.hebervalleyquilters.iwarp.com

The Calico Road

by Barbara Murdock



My sister and I took the trip to St. George for the Annual Utah State Quilt Guild Quilt Festival. It sure was fun! We stayed five days, and we were on the go the entire time – up at 6:00 am and to bed at midnight every night. We hit all of the local quilt stores, the dinosaur museum, shopping at Dillards, etc. etc. The fabric sales were so good, and with our buying addiction, we couldn't help but spend a lot of money to build our stashes!

Sew Suite was going out of business and everything in the store was 40% off. *Ben Franklin* carries a lot of good quilt fabric, with 40% off sales on their new fall lines. *Lazy Daisy* served free ice cream cones, Dutch Oven dinner, and something good every night. I want to give a big thanks to all the quilt stores from all over the state and region that made the vendor mall so exceptional. *Lizzies* (from Salt Lake) had all their fabric 50% off one day after lunch. So you can see why my sister and I spent so much money!

Other guild members who attended were Shantelle, Cat, Deonn and Gail. Shantelle taught two classes: Watercolor, and Mosaics. Everyone who had anything to do with putting on the Quilt Festival also deserves a big THANKS. The classes, national teachers, lectures, quilt show, etc. were exceptional and I think everyone learned something new. Make sure you register to sign up for membership in the state quilt guild and plan to attend next September when Quilt Festival will be held in the new Davis County Exhibition Center in Layton.

If anyone happens to be in St. George on Friday, November 11th, be sure to attend Ricky Sims evening presentation of humor, music and quilts. I hear he is quite an entertainer. He designs his own fabric and has developed the "Convergence Quilt" concept. Tickets are only \$12, available at Nuttall's Bernina. I wish I could go and see why all the ladies are so crazy about him, but I spent way too much on this last trip!

ATTN: BOARD MEMBERS

HVQ Board Meeting

Thursday, October 27, 2005

7:00 p.m.

Michelle Blair's home

930 East 170 South, Heber City

This will be a meeting to plan for next year's projects and activities.

Let's pool together our ideas to make 2006 a wonderful year for our guild.

Please call Michelle 654-7128 if you are unable to attend.

Please note: All guild members who would like to serve on next year's board are welcome to attend this planning meeting.

We will find a committee or create a new position for your service.

Charity Quilt Corner

Just a reminder that the Justice Center gives each child that comes through the center a quilt to take home. As a guild, we feel that by making and donating quilts, we are able to help in a small way. We are all out of materials to make the charity quilts. If you have fabric or batting, or can take a quilt home to complete, please remember to contact someone on the charity quilt committee. Plan to come to guild meeting at 6:30 p.m. to help sew labels on charity quilts. This will be our last official quilting bee this year. Thank you so much!



Presenting wall hanging to the Children's Justice Center

SALT LAKE CITY UT 841

18 OCT 2005 PM 2 T



HEBER VALLEY QUILTERS


PATCHWORK PRESS

PO Box 608

Heber City, UT 84032

Deonn Stott
PO Box 608
Heber City Utah 84032

84032+0608-08 8006



MONTHLY GUILD MEETINGS

Join us for our monthly guild meeting held the **LAST TUESDAY** of October at 7:00 pm. and the last **Quilting Bee** this year, at 6:30 pm.

Meetings are held in the **Community Room** at **AMBank Building** 620 West 100 South Heber City, Utah.

See you there!

THIS MONTH

October 25th
Binding and Finishing
by Brenda Wilcox

What to bring*

- see page 1
- Sewing machine with regular foot and zipper foot
 - Basic Sewing kit (scissors, pins, thread, seam ripper...)
 - Rotary cutter, matt, ruler.
 - Sew and Tell
 - Friendship block for Cat
 - fabric and batting to donate for charity quilts

A LOOK AHEAD

November 12th
ALL DAY QUILT CAMP
Layout, Setting, Sashing
9:00 a.m. to 4:00 p.m.
Luncheon at 12:00 noon

Come for the entire day, or drop by when you can. If you are not working on the Primitive Americana quilt, bring your UFOs or other projects to work on, and enjoy the day quilting together.

November 29th
Annual Christmas Party

A big huge thank you to our newsletter sponsors this year:

• Bonneville Roofing and Drywall 801 224-6776
1522 West 400 South, Orem UT

• Heaton Roofing 801-226-7073