

# \* Patchwork Press \*

HEBER VALLEY QUILTERS

VOLUME 7, ISSUE 6 \* June 2005

## INSIDE THIS ISSUE

In Review .....	1
What's New .....	1
Queen Bee .....	2
Friendship Block Exchange .....	2
Member List .....	2
Calico Road .....	3
News .....	3
Guild Meetings .....	4

## ORGANIZATION

### PRESIDENT

Kari Giacalone  
(435) 657-0805

### VICE PRESIDENT

Michelle Blair

### SECRETARY

Barbara Murdock

### TREASURER

Jeannine Pratt

### NEWSLETTER EDITOR/HISTORIAN

Deonn Stott

### NEWSLETTER DESIGNER

Claudia Daniels

### NEWSLETTER PRODUCTION

Michele Murdock

### COMMUNITY CHARITIES

Joan DeFriez, Tricia Mathis  
and Brenda Wilcox

### COMMUNICATION/QUEEN BEE COORDINATORS

Christy Watt, Sheryl Wood

### DOOR PRIZE/BIRTHDAY COORDINATOR

Julie McNaughtan

### FRIENDSHIP BLOCK EXCHANGE COORDINATOR

Cat Beckstead


### DESIGN CHALLENGE

Shantelle Cox

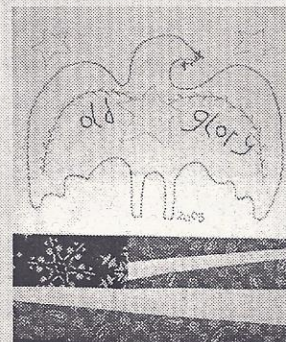
## IN REVIEW—2005 MAY GUILD MEETING

### Presentation

Last month's guild meeting featured an embroidery class taught by **Christy Watt**. She began by discussing the types of fabric that work best for stitchery: muslin, linens, and a textured fabric called "osnaburg." Tea-dyeing is an effective way to give an "aged" look to your project. You can give it a tea bath, or use a spray bottle and spray the tea directly on your project. A further step to give an even more aged look is to crinkle the wet fabric and oven-dry on a low heat. We learned that adding a second layer of fabric or thin batting behind your stitching hides your threads so they won't show through the front of your project. We practiced several stitches, including the backstitch, satin stitch, lazy daisy, french knot, vine stitch and spider web rose. Three embroidery patterns were handed out to be used in our Primitive Americana quilt. A big THANKS to Christy!



© Cheri Saffiote



© Cheri Saffiote

### Christy's Embroidery Tips

- \* Muslin is probably the most commonly used fabric. It is easier to see pattern through than darker fabrics when you are tracing.
- \* A fun source for patterns are your kids' writing or drawings.
- \* When tracing the pattern, a dull pencil works better than a sharp one. A disappearing pen works great also.
- \* Put a layer behind your stitching to hide your threads.
- \* Use a hoop to keep your fabric tight and help to keep your stitches more even. I love my small square Q-Snap.
- \* Remember, it doesn't have to be perfect!

## WHAT'S NEW—JUNE GUILD MEETING

This month's guild meeting welcomes Vicki Westmoreland to promote the 2005 Quilt Festival to be held in St. George this September. Vicki is the Utah Quilt Guild Past President, which gives her the responsibility of planning the big party, "Quiltin' in Dixie."

**Deonn Stott** will be presenting a demonstration on Chenille Strips. Remember grandma's old chenille bedspread, so snugly? We will be learning how to make our own bias chenille strips and apply them as motifs or designs to bring dimension to our quilting. New patterns for the Primitive Americana quilt using this easy applique' method will be given out at the meeting.





# Queen Bee



« SHANTELE COX

**S**hantelle Cox grew up from the first grade until she left home in the same house. Her parents still live there. She has 3 younger brothers. She went to Hillcrest High School and did all sorts of dance including ballet, tap, and modern. In fact, she went on to dance with BYU's latin ballroom dance team. While at BYU she studied four different majors, finally deciding on English with a minor in travel and tourism. Shantelle studied abroad in England, Israel, Jordan, and Egypt. She says she had some pretty different experiences like tomatoes and rocks being thrown at her. Despite some opposition, she loved her opportunities there. After graduation, she went to work for Morris Travel.

While she was a checker at Macey's grocery store, one of her friends started a rumor that she and the guy working freight were engaged. It was a big joke, and Shantelle hardly knew the guy. The joke turned out to be on her friend because 6 months after their first date (planning revenge for the rumor started), they really were engaged. Her husband, Ray, is from Orem. They now have four beautiful children: Kassie 10, who also loves to sew, Benjamin 6, who is "Mr. Personality", Emma 3, their miracle baby who was born premature. She is just exiting the "terrible twos" for which Shantelle is grateful, and Samuel 15 months, a little joy.

Shantelle started quilting about 6 years ago. She started at Whimsy's Cottage doing the last Saturday of the month block, joined the quilt guild, and has gone hog-wild ever since. She is an absolutely beautiful quilter that has so much knowledge and background. She is so creative, we all love to watch and learn from Shantelle. She was the president of the quilt guild from 2003-2004. We loved her direction and inspiration. She has done many state sponsored round robins and friendship groups. She says its "Cat's fault"


that she got started in that, and she has enjoyed every minute of it. That has been such a fun experience for her and also an education for us as we watched her projects come and go in the mail. She now favors us every year with a quilt challenge which has been fun and eventful every time. Her favorite quilts tend to be anything including 30's reproduction fabrics. She loves to try new quilting techniques and has tried quite a few including: Japanese origami quilts, trapunto, redwork, and hand quilting. Her favorite tool is her rotary cutter. She is drawn to quilting anywhere she goes. She recently picked up a quilting book at Borders. (Who would think to look there?) She is always working on something. She has a gorgeous cathedral windows quilt she has been working on for quite some time and it's always ready to pick up and go with her. We always watch in amazement all that Shantelle can get done in only a month.

Shantelle and her family moved into a brand new house in January. She loves it and has relished in her new space and surroundings.

They have lived in Heber for about 8 years. She absolutely hated the first year, then her friend, Dawn Roberts, moved here and life became bearable again. This is about the time she started quilting, too.

Her favorite food is lasagna (she has the BEST recipe, she made for us last year at the retreat, if you don't have it, you should get it, it's to die for). She also loves frosted cheerios. Her favorite color is purple. She has also taken up knitting and has finished many hats for the NICU at the hospital.

Shantelle is so easy-going. Her friendly, warm personality draws people around her. She makes everything seem possible (in our quilting endeavors) and we appreciate her enthusiasm and encouragement. Thank you, Shantelle for enriching each of our lives, and our guild. We love you.



## Friendship Block Exchange

March: Michele Murdock  
 April: Deonn Stott  
 May: Rachael Crane  
 June: Shantelle Cox  
 July: Martha Furse  
 August: Cat Beckstead

## Heber Guild Member List

QUEEN BEE	MEMBER NAME	PHONE
	Heather Ackerson	654-3140
	Cat Beckstead	657-2336
	Cathie Bethers	654-5035
Jan-04	Michelle Blair	654-7128
	Dana Brosnahan	654-5897
May-05	Shantelle Cox	657-0581
	Rachael Crane	654-7038
Aug-04	Claudia Daniels	654-3959
Jul-04	Joan DeFriez	654-2124
	Martha Furse	435-336-4060
	Jill Gehring	657-0505
	Kari Giacalone	657-0805
	Tricia Livingstone	657-0955
Mar-04	Tricia Mathis	654-9807
Jun-04	Julie McNaughtan	654-5358
	Barbara Murdock	654-0656
Nov-04	Michele Murdock	654-4917
	Kristine Nichols	654-9004
	Barbara Odland	435-645-9145
Dec-04	Jeannine Pratt	654-4808
	Debbie Proctor	654-2079
Feb-04	Celeni Richins	654-4767
	Toni Sharp	801-582-1207
Feb-05	Deonn Stott	503-0484
	Glinda Straddeck	657-0891
	Mandy Sommers	654-4506
Apr-04	Christy Watt	654-2888
Mar-05	Brenda Wilcox	657-0798
May-04	Gail Witkamp	654-0300
Sep-04	Sheryl Wood	654-5620

*Check out our web site and enjoy:*

- \* Design Challenge 2005 pictures
- \* Patriotic Americana Quilt pictures
- \* Quilting Links, Free patterns, etc.

[www.hebervalleyquilters.iwarp.com](http://www.hebervalleyquilters.iwarp.com)



# The Calico Road

by Barbara Murdock



I had the opportunity to travel with some friends to the Panguitch Quilt Walk this month. We stayed at a quaint bed and breakfast, took several classes during the few days there, and really enjoyed ourselves. We attended a dinner theater one evening and learned why they call it the Quilt Walk. When pioneers first settled in the area, they had not planted enough crops to last the winter. Rather than starving, they sent seven men to travel the 40 miles to Parowan for supplies. After some time, the snow became so deep that they had to abandon their wagons and start walking. The snow was now up to their hips and they decided to kneel down on a quilt and pray. They discovered that the quilt kept them from sinking, so they took all of their quilts and laid them out one after another and walked on them until they were out of the deep snow. (That's the Readers Digest version).

I felt bad that their Saturday events were canceled because of rain: a big breakfast, craft fair and home tour. We had a wonderful time and I would recommend this event if you have not

attended in the past. Panguitch reminds me of Heber City about 50 years ago.

There are several small quilt shops between here and there – Beaver, Richfield, and a few others along the way. Some day I will stop along the back roads and check them out.

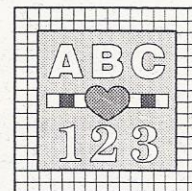
Deonn visited a quilt shop in Evanston, Wyoming called “Common Threads,” 1029 Main Street. The ladies there were so enthusiastic and excited about their new venture, and offer several quilt classes as well as a block of the month. Evanston is not that far away....

I hope everyone can visit at least a few shops this week during the annual Wasatch Front Shop Hop. June 22-25<sup>th</sup> from Springville to Providence. Look on their website for more information. But remember, there are plenty of other quilt shops to visit along the way that are not on the list. If you are in the Ogden area, check out a little quilt shop called “Sweet Lavender” located at 4355 South 700 West, Riverdale, (801) 627-6475.

# News

Our hearts go out to Debra Proctor, whose mother passed away June 14<sup>th</sup>. Clea Gardiner was a wonderful woman who spent her last years sewing hundreds of little articles of clothing for the Humanitarian Center. Her favorite place to be was her sewing room.

Celeni Richins' new bouncing baby boy was born June 5<sup>th</sup> - Quinn Brandon Richins weighed in at 7 lbs. 11 oz. Congratulations, Celeni!



Congratulations to Deonn Stott on her new arrival: a Gammill Longarm Quilting Machine she calls Bertha! She will be open for business on July 1<sup>st</sup>. Discounts available for guild members.

If you haven't tuned in yet, check out [www.quiltersnewsnetwork.com](http://www.quiltersnewsnetwork.com) for quilting information, classes, free patterns and etc, 24 hours a day, seven days a week!

As if we weren't obsessed enough already!!!

Here are some cute quilt quotes:

Quilters never cut corners.

Quilters come with strings attached.

Quilters aren't greedy, they're just materialistic.


Quilting with a friend will keep you in stitches.

When life gives you scraps, make a quilt.

Quilt 'til you wilt!

I love quilting, and I have plenty of material witnesses.

My soul is fed by my needle and thread.



## Wasatch Front's 5<sup>th</sup> Annual Shop Hop

### June 22, 23, 24 & 25, 2005

#### PARTICIPATING STORES ARE:

Village Dry Goods, 96 S. Main, Brigham City  
Red Rooster, 517 W. 100 N., Providence  
Gardiners, 3789 Wall Ave., Ogden  
Threads of Time, 158 W. Parrish Lane, Centerville  
Quilter's Haven, 583 W. 2600 S., Bountiful  
Mormon Handicraft, 2601 E. Sunnyside Ave., Salt Lake City  
Sew Sweet, 289 N. Main, Tooele  
Piper's Quilts & Comforts, 1944 S. 1100 E., Salt Lake City  
Gentler Times, 4880 S. Highland Circle, Salt Lake City  
Pine Needles, 1100 W. 7800 S., West Jordan  
The Stitching Corner, 1550 W. 7800 S., West Jordan  
Elaine's Quilt Block, 6970 E. 3000 E., Salt Lake City  
Quilt Quilt Quilt, Etc., 8720 S. State, Sandy  
Thimbles & Threads, 12215 S. 900 E., Draper  
The Stitching Corner, 631 E. 1700 S., Orem  
Corn Wagon Quilt Co., 303 E. 400 S., Springville

Extended Shop-Hop hours are Wednesday-Friday, 9 a.m.-8 p.m.; and Saturday, 9 a.m.-6 p.m.

For more information, see participating stores or visit [www.utahshophop.com](http://www.utahshophop.com).




# HEBER VALLEY QUILTERS

PATCHWORK PRESS

PO Box 608

Heber City, UT 84032



## MONTHLY GUILD MEETINGS

Join us for our monthly guild meetings held on the LAST TUESDAY of each month at 7:00 pm.

Quilting Bee prior to each meeting at 6:30 pm.

Meetings are held in the Community Room at:  
AMBank Building  
620 West 100 South  
Heber City, Utah.

See you there!

### THIS MONTH

June 28<sup>th</sup>

Chenille Strips  
by Deonn Stott  
&  
Sew and Tell

#### What to bring:

- Completed friendship block for Rachael
- Mystery quilts
- Sew & Tell

### A LOOK AHEAD

July 26<sup>th</sup>  
Curved Piecing

August 25<sup>th</sup>  
Wool Appliqué

September 27<sup>th</sup>  
Template Piecing

*A big huge thank you to our newsletter sponsors this year:*

• Bonneville Roofing and Drywall 801 224-6776  
1522 West 400 South, Orem UT

• Heaton Roofing 801 226-7073